

Twenty-First Annual

Northern

Woods

An Exhibition of Fine Woodworking



Southdale Center, Edina, Minnesota - April 29 to May 2, 2004

Minnesota Woodworkers Guild

This exhibition sponsored by The Minnesota Woodworkers Guild and hosted by Davlins and Southdale Center

WELCOME TO THE NORTHERN WOODS EXHIBITION	4
SOUTHDALE	4
NORTHERN WOODS EXHIBITION RULES FOR ENTRY	5
JUDGING	5
JUDGES' BIOGRAPHIES	6
AWARD CATEGORIES	7
DEMONSTRATION SCHEDULE	9
PAUL BAINES	10
No. 101 ~ Harvest Table	10
No. 102 ~ Blanket Chest	10
ROBERT L. BOUVIN	11
No. 103 ~ Zebra Bowl	11
No. 104 ~ Herringbone Bowl	11
JOSH BROWER	12
No. 105 ~ Simple Remembrance Frame	12
No. 106 ~ Unconventional Period Highboy	12
DENNIS CHILCOTE	13
No. 107 ~ Looney Bin	13
No. 108 ~ Open Nantucket Basket	13
JAMES M. CHRISTIAN	14
No. 109 ~ Game Table	14
JIM CORROW	14
No. 110 ~ Pickin' Stool	14
LUCY AND JERRY DENNISON	15
No. 111 ~ "Dinner's on, Come and get it" Two Horses Coming In	15
No. 112 ~ "North Woods Song" A Wolf by a Waterfall	15
WILL FIFER	16
No. 113 ~ Cherry/Zebra Poker Table	16
No. 114 ~ Genesh Side Table	16
TROY FOX	17
No. 115 ~ Zen	17
AL FRANK	18
No. 116 ~ Guild Inspired Tray	18
TIMOTHY GORMAN	18
No. 117 ~ 3 Surprises	18
No. 118 ~ Sally's Wine Rack	18
No. 119 ~ Kristy's Frame	18
RICHARD J GOTZ	19
No. 120 ~ Glass Top Coffee Table	19
No. 121 ~ Illuminated Shoji Lamp	19
GENE HANCER	20
No. 122 ~ The White Belly Butt Catcher	20
WILFRIED HEIN	21
No. 123 ~ Lake Elmo Ball	21
No. 124 ~ Neighbors Garden	21
BRUCE KIEFFER	22
No. 125 ~ Greene & Greene Style Hall Table	22
ROGER KNUDSON	23
No. 126 ~ Chair	23
No. 127 ~ Matching Ottoman	23
CHARLIE KOCOUREK	24
No. 128 ~ Lion Carving	24
ANGIE KOPACEK	25
No. 129 ~ Coffee Table	25

TONY KUBALAK	26
No. 130 ~ Philadelphia Chippendale Side Chair (circa 1760)	26
No. 131 ~ Philadelphia Queen Anne Roundabout Chair (1740 -1750)	26
MARC S. LAMM	27
No. 132 ~ Music Stand	27
No. 133 ~ Upwardly Rising	27
No. 134 ~ Floor Lamp #2	28
No. 135 ~ Xylophone #1	28
MARK LAUB	29
No. 136 ~ The Rubicon Wine Cellarette	29
No. 137 ~ Libby's Wine Cellarette	29
BURT LEVY	30
No. 138 ~ Hall/Sofa Table	30
No. 139 ~ Pivot Top Box	30
MATTHEW C. LILLEMØEN	31
No. 140 ~ Equinox Bass	31
No. 141 ~ Solstice Display Table	31
DALE MARTIN	32
No. 142 ~ Pierced Bowl	32
No. 143 ~ Hollow Form Bowl	32
MITCH MENSE	33
No. 144 ~ Cribbage Board	33
No. 145 ~ Cribbage Board II	33
DAN MOONEY	34
No. 146 ~ The Ultimate Tool Box	34
CHUCK PITSCHKA	35
No. 147 ~ Toy Chest	35
No. 148 ~ Box Elder Bowl	35
No. 149 ~ Walnut Bowl	35
THOMAS PRONDZINSKI	36
No. 150 ~ Hall Table	36
GLENN RUHLAND	37
No. 151 ~ Elm Forest Setting	37
No. 152 ~ Cabin Setting	37
ROBERT C. H. SCHMIDT	38
No. 153 ~ Dodecastarblossom	38
No. 154 ~ 4 , 6 , 8 , 12 , 20 , 30 , Phi !	38
THOMAS R. SCHRUNK	39
No. 155 ~ Chess Table	39
No. 156 ~ Six Person Dining Table	39
No. 157 ~ Offset Radial Table	40
NATHAN STANLEY	40
No. 158 ~ Music Stand as a Person	40
No. 159 ~ Morning Becomes a Dream	40
TODD STREED	41
No. 160 ~ Sanctuary Podium	41
STEVE TOMASHEK	42
No. 161 ~ Noah's Ark	42
DON WATTENHOFER	43
No. 163 ~ Table Lamp	43
No. 162 ~ Wall Lamp	43
RUTAGER WEST	44
No. 164 ~ Three Drawer Dresser	44
SPONSORS	45

WELCOME TO THE NORTHERN WOODS EXHIBITION

The Northern Woods Exhibition is an annual woodworking show and competition sponsored by the Minnesota Woodworkers Guild and hosted the Southdale Center. The show provides an opportunity for Guild members to display and discuss their craft. More importantly, it gives the general public an opportunity to view the best in high quality woodworking design and construction. The pieces on display are more than furniture. They are works of art. Enjoy the show!

Jeff Zinsli

President

Minnesota Woodworkers Guild

Northern Woods Exhibition Coordinator

Many thanks go to the following committee members who donated their time and effort so that this event could be a success. If you have suggestions or comments about the show or would like to help with next year's show, please contact a committee member.

Wilfried Hein

Bill Kraetz

Doug Perlick

Chuck Pitschka

Thomas Schrunk

Richard Tendick

Jeff Zinsli

To view additional pieces of work from the past ten years of Northern Woods Exhibitions as well as our Members Gallery, please view the official website of the Minnesota Woodworkers Guild

www.MinnesotaWoodworkersGuild.com.

SOUTHDALE

An American Original. A Minnesota Tradition.

Southdale is pleased to host the twenty first annual edition of The Minnesota Woodworkers Guild's Northern Woods Exhibition of Fine Woodworking. We anticipate many positive responses from our customers who appreciate the arts.

This show displays the high level of artistic talent the Minnesota Woodworkers Guild represents. The pieces in the show are made by hardworking, dedicated artisans who appreciate the traditional skills required to work with wood. There are many factors involved in the creation of the pieces on display, and each one is unique to its own creator's personality and interpretation. We hope you will appreciate this effort as you view and admire the pieces. Your most outstanding impression will undoubtedly be that of the quality of workmanship and design which you will see throughout the show.

We thank the Minnesota Woodworkers Guild for choosing Southdale as the site for this exhibition and wish its members the best of shows and much future success.

Jerry Cohen

General Manager

Southdale Shopping Center

NORTHERN WOODS EXHIBITION RULES FOR ENTRY

1. Entries are limited to objects made primarily of wood.
2. Each entrant may submit any number of pieces, but only two pieces are eligible for judging.
3. Pieces shown at previous Northern Woods Exhibitions are not eligible for judging or awards.
4. The show committee reserves the right to reject a piece they deem unacceptable for any reason.
5. All pieces must remain on the floor for the duration of the show.
6. Many pieces display best on attractive flat black pedestals 4 inches in height. Pedestals should have leg levelers, with rubber or soft vinyl material in contact with the showroom floor. Small items may be displayed in entrant or Guild-provided display cases or vitrines. Please contact the show committee if you would like space in a Guild display case.
7. Advertising is limited to portfolios, business cards, and Guild sponsored publications. All advertising must remain next to the entrant's piece(s).
8. Although the Guild and Southdale will have people available to monitor the show at all times, neither party is responsible for damage to, or loss of, pieces on display. Insurance coverage for pieces on display is the responsibility of the entrant.
9. Pieces submitted after March 16 may not be eligible for judging nor inclusion in the show brochure.
10. Entrants are encouraged to volunteer time staffing the Guild booth.

JUDGING

All entries will be judged in a pool rather than in separate categories for each form of furniture. Judging categories are designed to reward woodworkers who are good at creating new ideas or interpreting older ones, as well as those woodworkers who are skilled with both machines and hand tools. The judges will score how well they like each piece and how well it is made. Additionally, judges will offer constructive comments.

The judging categories have been designed to encourage you to enter a piece regardless of your status as a woodworker. Northern Woods is more than a competition for prizes. The show is meant to be a display of the state of the art of woodworking in Minnesota and a chance for guild members to see what their peers have been up to in the last year. You may decide to enter a piece but not have it judged.

Each piece is eligible to receive only one award from the judges. All pieces are still eligible for the Peer Award and the People's Choice Award.

JUDGES' BIOGRAPHIES

LINDA SUE EASTMAN, STUDIO FURNITURE ARTIST

WWW.EASTMANSTUDIOS.COM

Linda Sue Eastman is a studio furniture maker from Winona, Minnesota. Her specialty is one-of-a-kind pieces that feature carved hardwoods and hand tooled leather. Linda Sue's work has been published and exhibited nationally. Recently, her work was included in the touring exhibition "The Right Stuff" that toured national museums for the past year. Currently, she is preparing for the CRAFTBOSTON show where she was invited to be a featured exhibitor by Michael Monroe, former curator-in-charge of the Smithsonian Institution's Renwick Gallery.

Linda Sue is active in creating furniture and in promoting the art of furniture making. She frequently is invited to universities to lecture and exhibit, present at conferences, and visit studio furniture maker's studios. Linda Sue is on the board of trustees for the Furniture Society, an international nonprofit organization dedicated to the advancement of the art of furniture making by promoting the understanding and recognition of this art through publications, exhibitions, and conferences. She is very pleased to be invited to be a juror for the Northern Woods Exhibition and looks forward to a continuing connection to The Minnesota Woodworkers Guild.

RANDY JOHNSON, MANAGING EDITOR, AMERICAN WOODWORKER MAGAZINE

WWW.AMERICANWOODWORKER.COM

Randy Johnson is managing editor at American Woodworker magazine where he writes project, tool test and tips articles, plans future issues, and works with freelance writers. Randy started his career in woodworking as a kid in his Dad's shop, but went on to earn an art and industrial arts degree from University of Wisconsin, River Falls. Then after teaching Jr. High woodworking for a couple of years (and enjoying sailing) in the Virgin Islands, Randy went on to study furniture design and construction at Appalachian State University in Boone, North Carolina. While there, he earned a Master of Arts degree in Industrial Technology and built a mahogany Boston Bombe' chest of drawers, complete with ball and claw feet and drawers that have compound curved dovetails.

Randy ran his own custom furniture business for several years prior to becoming an editor. As a custom furniture builder, Randy's commissions came from around the United States and overseas. One of his favorite projects involved building, delivering and installing custom furniture for a cruise ship.

DEAN WILSON, PROGRAM HEAD, FURNITURE PROGRAM, MINNEAPOLIS COLLEGE OF ART AND DESIGN

WWW.MCAD.EDU

Dean Wilson, Oakdale, MN, heads the furniture program at the Minneapolis College of Art and Design. He received an MFA in Sculpture from the University of Minnesota in 1975. As a kid, he enjoyed building things and taking them apart, building his first gas-powered go cart in fourth grade and a sailboat in seventh grade with numerous tree houses in-between. His adult life passions haven't changed much. From toy design to building children's museums, from restoring historical medical devices to making fiberglass trimarans, his love for exploration and experimentation has influenced his furniture design. It also influences his teaching as he encourages students to get excited about anything and everything.

AWARD CATEGORIES

Note that all categories are awarded at the judge's discretion. If they do not feel any one piece meets the winning criteria of a category, that category's award will not be given.

BEST IN SHOW

*SPONSORED BY **YOUNGBLOOD LUMBER Co.** – \$500.00 CASH*

The winning piece should exhibit the best qualities of most of the categories below.

JUDGES' AWARD

*SPONSORED BY THE **DEWALT INDUSTRIAL TOOL Co.** – DEWALT PORTABLE THICKNESS PLANER (~ \$ 500.00 VALUE)*

Sometimes a piece worthy of recognition doesn't fall into any of the award categories. It may have something special about it that is hard to define. The judges may choose, at their own discretion, choose to fit any piece into this category. They may also use this award for recognizing a piece that ran a very close second to one of the other category winners.

PEER AWARD

*SPONSORED BY **BLUE SKY GALLERIES** – \$250.00 CASH*

This is decided by balloting among all exhibitors. You will be given a chance to vote for your favorite piece (other than your own) and runners up.

MOST TECHNICALLY ACCOMPLISHED

*SPONSORED BY THE **AMERICAN WOODWORKER MAGAZINE** – 200.00 CASH*

This is an objective assessment. The best work will exhibit a mastery of many woodworking techniques. It will respect the limitations of working in wood. Qualities to look for include flawless treatment of surfaces, precise joinery, and carefully controlled detail. The award will take into account the difficulty of the undertaking.

BEST HANDWORK

*SPONSORED BY **ROCKLER WOODWORKING AND HARDWARE** – 200.00 CASH*

The use of hand tools carries a long and rich tradition in woodworking. Successful handwork should not be judged by machine standards. It produces surfaces and shapes that are more varied and personal, free from the limitations imposed by machines. Pieces submitted for consideration in this category must contain elements not achieved through machine power, and a description of handwork involved must be submitted for use by Northern Woods judges.

TOP DRAWER

*SPONSORED BY **HIGHLAND HARDWARE** – \$150.00 GIFT CERTIFICATE*

The finest craftsmanship often goes into a part of furniture that is rarely seen. This award goes to the best engineered and most deftly executed drawer.

MOST DARING

*SPONSORED BY **LIE-NIELSEN TOOLWORKS, INC.** – INDEPENDENCE DOVETAIL SAW (~ \$150.00 VALUE)*

This is an award for imagination. The design of a daring piece may not be totally satisfying, and the technical ability of its builder may not be of the highest order, but the winner should offer bold and innovative ideas that push the limits of material, design and joinery. The judges will decide which entries to consider for this award. These selected pieces will receive a ranking as either interesting or daring.

BEST CARVING

*SPONSORED BY **FINE WOODWORKING - THE TAUNTON PRESS** – \$100.00 CASH*

This prize is awarded to the piece with the best use and execution of carving. It is differentiated from the Best Handwork award in that the carving is a major element of the piece. This award will only be given if there are at least five eligible entrants.

BEST FINISH

*SPONSORED BY **HIRSHFIELD'S** – \$100.00 CASH*

The finish may enhance the natural beauty of wood or alter its texture and color. A good finish elevates one's perception of the piece to which it is applied. Depth, luster, and clarity are characteristics of a good finish.

BEST TURNING

*SPONSORED BY THE **MINNESOTA WOODTURNERS ASSOCIATION** – \$100.00 CASH*

This award honors the tradition of turning. This winning piece will exhibit quality of form as well as execution. This award will only be given if there are at least five turning entrants.

BEST DESIGN

*SPONSORED BY **WOODCRAFT SUPPLY** – \$100.00 GIFT CERTIFICATE*

A well-designed piece of furniture must be both useful and pleasing to the eye. Will it perform its intended job? Good design is in large part a subjective opinion. It's difficult to define what good design should look like, but we can agree on how it should affect a thoughtful critic. It invites a second, more intimate look, and asks to be touched by the hand and spirit. Original designs will be given greater consideration over copied designs.

WOODWORKING FOR PLEASURE

*SPONSORED BY **XYLOS GALLERY** – \$100.00 CASH*

This prize is awarded to the best piece exhibited by a person for whom woodworking is an avocation.

THE PEOPLE'S CHOICE

*SPONSORED BY **DAVLINS** – \$100.00 CASH*

Determined by ballots submitted by the general public. This award recognizes the crowd's favorite piece in the show.

DEMONSTRATION SCHEDULE

FRIDAY APRIL 30

12:00 PM - 2:00 PM	Richard Tendick	Carving
7:00 PM - 9:00 PM	Mary Lacer	Small Project Turning
Various Times Each Day	Steve Tomasheck	Miniature Carving

SATURDAY MAY 1

10:00 AM - 12:00PM	Roger Abrahamson / Tom Dengler	Green Wood Carving – Shrink Boxes
12:00 PM - 2:00 PM	John Walkowiak	Antique Tools and their Use
2:00 PM - 4:00 PM	Don Wattenhoffer	Turning Green Goblets
Various Times Each Day	Steve Tomasheck	Miniature Carving

SUNDAY MAY 2

10:00 AM - 12:00PM	Josh Brower	Power Carving
12:00 PM - 2:00 PM	Karan Nakamura	Traditional Joinery Mortise / Tenon / Dovetails
Various Times Each Day	Steve Tomasheck	Miniature Carving

PAUL BAINES

4748 420th Ave NE, Foley, MN 56329 ~ 320-983-2549 ~ pbaines@frontiernet.net

Paul Baines turned to woodworking as a creative outlet in his early 20's. His interest in wood led him to historical restoration work of old homes in New England. One thing lead to another and he soon found himself timber framing, log building, and building fine furniture. His work has taken him on an interesting journey around the country. On the coast of Maine, Paul worked on vintage wooden sailboats. His spars can be seen on schooners Appledoor, Grace Bailey and Angelique, to name a few. In recent years, he lived and worked on the Rosebud Reservation in South Dakota building timber frame and log buildings as part of the New Sinte Gleska University Campus. While there, he also served as a log building technical advisor to 29 Native American universities across the U.S. in a project which constructed log cultural centers in conjunction with the universities.

This is Paul's third year as a contributor to the Northern Woods Exhibition. Paul has been deeply influenced by the philosophy of the Arts & Crafts Era (i.e. such craftsmen as Greene & Greene, Harvey Ellis, Gustav Stickley, Frank Lloyd Wright and Charles Mackintosh). He believes art is functional first and artistic expression always follows.



No. 101 ~ HARVEST TABLE

76" L x 32" W x 30" H

Wormy butternut

Satin rub-on polyurethane

Please inquire for price



No. 102 ~ BLANKET CHEST

52" L x 22" W x 24" H

Butternut and maple

Satin rub-on polyurethane

Please inquire for price

ROBERT L. BOUVIN

180 State Road 65, River Falls, WI 54022 ~ 715-425-5571 ~ rlbouvin@pressenter.com

Robert grew up in River Falls, Wisconsin and still lives just north of there. After obtaining a Bachelor of Business Administration Degree from the University of Wisconsin at Madison and many night school classes he worked as an engineer for the Gillette Company. He was 28 years in the apartment business and still owns an office factory warehouse in Eden Prairie, Minnesota. He is married with four grown children and 7 grandchildren. He has always been interested in wood and built their kitchen cabinets in the middle sixties. About 5 years ago and after watching just about every one of Norm Abram's New Yankee Workshop shows, he outfitted his basement similar to Norm's shop. In fact, some of his machines are a step ahead of Norm's and some are a little smaller because of size constraints.

No. 103 ~ ZEBRA BOWL

This fall the River Falls Hospital Auxiliary asked me again to use the Moon Bowl that I made in my workshop. Inspired by the work of Virginia Dotson (1943 —), but largely using my own personal technique, I decided to make a bowl, which would have a zebra-like appearance. I did this by gluing together 167 boards of walnut and maple to achieve the light and dark lines in the wood. I first made one very large block of wood, which weighed 110 pounds and measured 12 by 16 by 24 ½ inches. I then removed six pieces of wood using a very large jigsaw. I then built up the block even bigger around with another 20 pounds of wood, so I would have enough to carve the brim of the bowl. I then rough-sculpted the block even further using the jigsaw. By the time the rough-sculpted bowl was ready to be mounted on my lathe, it weighed 77 pounds.

24" H x 24" Dia

Walnut and maple

Mineral oil

This piece is not for sale

No. 104 ~ HERRINGBONE BOWL

This is probably the most segments anyone has ever glued together to form a bowl. Each piece has either 5 or 6 precision saw cuts. The bowl is made up of pieces of walnut and maple. These are very different colored woods and show the pattern nicely. Each plane on each piece is precision cut to a triangle, a square, a rectangle, a parallelogram, a trapezoid, or another quadrilateral. The finish both inside and outside is three coats of gloss spar varnish. The base was built around the faceplate and spindle housing on the lathe and turned as a part of the bowl. The bowl has an estimated fourteen thousand one hundred thirty eight pieces.

11" H x 22" Dia

Walnut and maple

Three coats gloss spar varnish

This piece is not for sale

JOSH BROWER

22958 Hwy 3, LeMars, IA 51031 ~ 712-533-6171 ~ browerj@frontiernet.net

Josh Brower lives in LeMars, Iowa, and when he's not working at his dental clinic, he is running his lumber business "Wood Docs" or building furniture. He started as a hobby woodworker in 1996 after an injury in the Army. After leaving the military in 1997, the passion for wood of all kinds continued to grow. It was no longer a hobby when Wood Docs was formed in the fall of 2002 with a Woodmizer sawmill, three kilns, industrial planers, dust collection system, molders, and the list goes on. Josh has taken classes with master woodworkers all over the country. He has been apprenticed to master woodworker Gene Hancer for the past two years. Gene has much to teach, but like most professionals little time to share with a hectic schedule.

Josh has taught for the past three years in local college programs and in private in his large home workshop. Most recently, he authored an article for Wood Magazine on using lasers in woodworking, and is working to increase his collection of twenty routers. He is the President of the Siouxland Woodworkers Guild, which includes Iowa, Nebraska, and South Dakota. He is also a member of the Minnesota Woodworkers Guild, and the Society of American Period Furniture makers. You can visit him and his three daughters on his website.

No. 105 ~ SIMPLE REMEMBRANCE FRAME

5 x 7 Maple burl sculpted picture frame with ivory, pewter, and ebony inlay

12" L x 8" W x 10" H

Maple burl, ebony, pewter

Hand rubbed oil and wax

Price: \$ 55



No. 106 ~ UNCONVENTIONAL PERIOD HIGHBOY

Curly bird's-eye maple highboy with ebony, mother of pearl, and abalone inlay

60" L x 36" W x 90" H

Bird's-eye maple and ebony

Hand rubbed oil and wax

This piece is not for sale

DENNIS CHILCOTE

2853 41st Avenue South, Minneapolis, MN 55406 ~ 612-729-0878 ~ chilc001@tc.umn.edu

Dennis grew up in northern Minnesota, and when not in school, spent time in his father's workshop or roaming the woods, learning the art of nature. These wilderness forays bred a lifelong fascination with nature crafts. An engineer by profession, Dennis expresses his artistic nature by combining fine woodworking and traditional basketry. The primary weaving materials in his work (birch bark and black ash splint) are gathered from the forests of northern Minnesota. Wood for lids, bases, rims and hardware comes from sawmills scattered about Minnesota. Dennis designs and makes the molds that serve as weaving forms for many of his baskets. As a maker of baskets and bark containers, the continuity Dennis experiences from gathering to finishing gives him a connection to his work that few modern basket makers are privileged to experience. As a woodworker, his use of wood, bark and root give Dennis a unique connection to the tree. His art is a personal celebration of the beauty that greets Dennis every time he steps into wilderness.

No. 107 ~ LOONEY BIN

The birch bark for this piece was gathered in late June, cut into panels and stitched into a cylinder sized to fit the base. The maple base was planed by hand, decorated with a geometric wood-burned design and press fitted into the bark cylinder. Cherry rim blanks were contoured with a spokeshave, scarfed and steam bent into shape. Decorative elements were carved and attached, and sweet grass was braided to fit between the two upper rims. The upper rims were stitched together with waxed nylon and the lower rim was secured with brass pins. The loon-head handles were hand carved from cherry. The jackpine root was boiled, peeled and split, then used to partially wrap the upper rim.

15" L x 10" H x 12" W

Birch bark basket; maple base, cherry rims and handles, with sedge/sweet grass cordage between the rims. Rims partially wrapped with pine root

Linseed oil

This piece is not for sale



No. 108 ~ OPEN NANTUCKET BASKET

A freshly felled black ash log was peeled and pounded with a heavy hammer along the full length of the log, striking every square inch until the annual rings began to delaminate. After vigorous pounding, the first annual ring was stripped from the log. The splints were slit into uniform widths using handmade slitters and scraped smooth with a cabinet scraper. The split face of the thinned splint has a smooth, satiny finish that gives black ash baskets their unique, exquisite look. The initially thinned splints were then planed to a uniform thickness with a homemade thickness planer that incorporates a low-angle block plane. The basket was woven with splint planed thinner than the spokes. Sweet grass was twined to provide accent weavers on the piece. Rim blanks of cherry were contoured with a spokeshave and steam bent to shape. Handles were carved from cherry and attached.

10" Dia x 5" H

Black ash splint, bird's-eye maple, figured maple, birch, twined sweet grass

Linseed oil

This piece is not for sale

JAMES M. CHRISTIAN

27331 Balsa Ave., Webster, MN 55088 ~ 952-758-5212 ~ jimchristian@bevcomm.net

This "game table" was inspired by one of the Guild's videos Jim checked out a couple years ago on how to make a solid wood edge on a curved surface presented by Bruce Kieffer. Jim liked the challenge and the lessons learned by making something that he'd never done before. The table is designed to serve two purposes. One, it can be used for games i.e. poker with the custom-fitted felt cover and two, for special family occasions where additional space for guests is needed. The top is designed to be easily removed with just four nuts for compact storage and ease of movement. The top is from a 2' x 8' x 3/4" leftover piece of oak veneer plywood. It was doweled and glued together. The legs and edging are solid red oak that were glued up from leftover material from another project. The turned pedestal was purchased from a woodworker's supply catalogue. That included choosing to build the circle jig for his router to actually make the curves and the geometry of making the curves and angles fit tightly together. Jim's tendency is to build more practical pieces of furniture for everyday use. The sight of a solid wood edge gave the look of sturdiness he was looking for.

The table is designed to serve two purposes. One, it can be used for games (i.e. poker) with the custom-fitted felt cover, and two, for special family occasions where additional space for guests is needed. The top is designed to be easily removed with just four nuts for compact storage and ease of movement. The top is from a 2' x 8' x 3/4" leftover piece of oak veneer plywood. It was doweled and glued together. The legs and edging are solid red oak that were glued up from leftover material from another project. The turned pedestal was purchased from a woodworker's supply catalog.

No. 109 ~ GAME TABLE

48" Red oak table

30" H x 48" Dia

Red oak

Polyurethane

This piece is not for sale

JIM CORROW

15485 160th Street, Foreston, MN 56330 ~ 320-983-2237 ~ jcorrow@frontiernet.net



No. 110 ~ PICKIN' STOOL

Three legged stool for guitar playing

18" L x 18" W x 26" H

Cherry seat, diamond willow legs

Poly rub on finish

Please inquire for price

LUCY AND JERRY DENNISON

25572 Hwy. 12, Westfield, IA 51062 ~ 712-568-2173 ~ lucyd@evertek.net

Jerry is an ex-farmer, ex-machinist, and retired energy consultant. He has always been doing wood projects as needed, whether a piece of furniture or a building. Jerry has been doing wood pieces with Lucy and they have been taking their work to shows and galleries. Lucy is a retired teacher and an artist. She has specialized in wood art for the last several years.

No. 111 ~ "DINNER'S ON, COME AND GET IT" TWO HORSES COMING IN

A composition made of different woods selected for grain and color to make a relief sculpture which hangs on the wall. Pieces are layered and some have simple carving. Sometimes a little paint is used to show markings on particular animals, etcetera, but the natural wood is used for color and design. There is not stain, and the piece is sanded and finished with polyurethane.

48" L x 24" W x 42" H

Various woods

Polyurethane

Price: \$ 950

No. 112 ~ "NORTH WOODS SONG" A WOLF BY A WATERFALL

A composition made of different woods selected for grain and color to make a relief sculpture which hangs on the wall. Pieces are layered and some have simple carving. Sometimes a little paint is used to show markings on particular animals, etcetera, but the natural wood is used for color and design. There is not stain, and the piece is sanded and finished with polyurethane.

24" L x 46" W x 4" D

Various woods

Polyurethane

Price: \$ 750

WILL FIFER

BLUE SKY GALLERIES

1200 Mendelssohn, Minneapolis, MN 55441 ~ 763-546-8007 ~ will@blueskygalleries.com

No. 113 ~ CHERRY/ZEBRA POKER TABLE

Cherry and bamboo poker table with zebra veneer lined storage

50" L x 50" W x 32" H

Cherry, bamboo, zebrawood veneer

Shellac and antique oil

Please inquire for price

No. 114 ~ GENESH SIDE TABLE

Table with veneer inlay of Genesh, Hindu God of good fortune

30" L x 30" W x 22" H

Maple and mahogany veneers

Lacquer

Please inquire for price

TROY FOX

537 Woodduck Drive, Woodbury, MN 55125 ~ 651-501-8804 ~ troy.fox@andersencorp.com

Troy began woodworking five years ago to furnish his first house. After seeing the same furniture in all the stores he visited, Troy knew he could do better. Troy also knew designing and building his own furniture would be a great outlet for his creative side. Troy is self taught, with help from Norm early on for techniques with equipment, but most inspired by the likes of James Krenov and Sam Maloof. He is excited about showing his first piece at the Northern Woods Exhibition and is looking forward to inspiration from the other artists at the show as well as some helpful self criticism. In the future, Troy would like to have his own furniture design studio and hopefully inspire other people to design and build great things as so many have done for him.



No. 115 ~ ZEN

Four drawer dresser on pedestal

32" L x 20" W x 36" H

Cherry and walnut

Hand rubbed polyurethane

Price: \$ 1500

AL FRANK

6619 Parkwood Lane, Edina, MN 55436 ~ 952-938-3841 ~ lrngmsters@aol.com

No. 116 ~ GUILD INSPIRED TRAY

I've learned a lot from attending different MN Woodworking Guild meetings. This simple tray is an attempt to apply some of the things I've learned. I've tried to apply design principles as suggested by Graham Blackburn, hand tool use as suggested by many guild members (e.g., scrapers, planes, beading tools), wood bending techniques suggested by a violin maker, and wood finishing techniques used by other guild members.

12.5" L x 7.75" x 1.75" H

Figured maple, quarter sawn maple, and purpleheart

Piece is not for sale

TIMOTHY GORMAN

GORMAN ART AND DESIGN

4200 Washburn Avenue N, Minneapolis, MN 55412 ~ 612-522-7091 ~ gorman.stack@att.net

No. 117 ~ 3 SURPRISES

Liquor Cabinet

22" L x 22" W x 50" H

Maple, curly maple, tiger maple, ebony, brass, rubber

Water based dyes, clear and black lacquer

Price: \$ 5000

No. 118 ~ SALLY'S WINE RACK

5-bottle wine rack

15" L x 26" W x 7" H

Mahogany, cherry, turned aluminum (Nickel plated), stainless steel

Water based aniline dyes and water based polyurethane

Price: \$ 900

No. 119 ~ KRISTY'S FRAME

Picture Frame

33" L x 40" W x 3" H

Maple, curly maple, brass, ivoroid and stabilized maple inlay

Water based aniline dyes and clear lacquer

Please inquire for price

RICHARD J GOTZ

415 Wedgewood Lane, Plymouth, MN 55441 ~ 763-544-7278 ~ rgotz@siemens-emis.com

Richard is a software integrator for the Siemens Energy Management and Siemens Transportation Systems divisions, and is currently working on train systems for Houston MetroRail, San Juan Tren Urbano, and Canadian National. Rich has dabbled in furniture making for the past thirty years and is mostly a self-taught woodworker; however, he credits much of his knowledge from classes enjoyed at College of the Redwoods in California, Center for Furniture Design in Maine, as well as local classes taught by Tom Caspar, Toshio Odate, Graham Blackburn and others. Rich is a past-president of the Minnesota Woodworkers Guild and past-chairman of the Northern Woods Exhibition.

No. 120 ~ GLASS TOP COFFEE TABLE

Creating a fresh design from scratch can easily require 50% of the total time to construct a project. Since this table was needed on short notice, I opted to build one with all the details worked out from an article in Woodsmith magazine. The original design called for quarter-sawn oak, but my client-preferred maple to blend with his other maple furnishings. The construction is accomplished with mortise and tenon joinery.

30" W x 38" L x 17" H

Maple, curly maple, ebonized MDF board, and glass.

Minwax oil and varnish mixture and Clapham's beeswax.

Price: \$ 1,495



No. 121 ~ ILLUMINATED SHOJI LAMP

The design for this lamp came from the desire to create a piece of furniture utilizing the three-way miter joint and Japanese Shoji screen. There are at least twelve ways to create the three-way miter, some of which are extremely intricate that were developed by the Chinese from the Ming Dynasty. The construction of this joint is not nearly as complicated as the Chinese version, and this joint can be seen in the builder's recent article published in the April 2004 issue of Fine Woodworking. The antique brass ornament on top of the lamp can be "touched" to control the three-way dimmer switch. This lamp lends a wonderful ambiance to any room.

11" L x 11" W x 40" H

Mahogany, ribbon striped mahogany veneer, pine, handmade paper.

Waterlox oil and varnish mixture and Clapham's beeswax.

Price: \$ 995

GENE HANCER

1335 21st St, Sioux City, IA 51104 ~ 172-258-1407



No. 122 ~ THE WHITE BELLY BUTT CATCHER

Rocker made with London planetree burl, seat and back on curly maple base. Rockers are veneered with Carpathian elm, and the animal under the seat is solid ebony with ivory eyes and teeth.

Planetree burl, curly maple, ebony, ivory

Please inquire for price

WILFRIED HEIN

1503 Upper Afton Road, Saint Paul, MN 55106 ~ 651-772-4580 ~ deendwil@msn.com

Wilfried's dad taught him the woodworking basics when he was a kid, growing up in Berlin, Germany. He liked shaping the wood and making shavings. As things go he didn't stick with it. Wilfried's fascination woke up again when he inherited his tool cabinet eight years ago. Woodworking became a weekend passion. It fulfills both his creative mind and the pleasure to use/collect hand tools as well as power tools. Wilfried is torn between woodturning and cabinet making. This time the turning took over.



No. 123 ~ LAKE ELMO BALL

After listening to Graham Blackburn I was fascinated by the idea to incorporate Phi in the design of my pieces. I had picked up a piece of firewood and started turning. As soon as I switched on the lathe, Phi turned into Pi. I turned the wood around by 90 degrees, again Pi. I could not help it Pi took over layer by layer.

4" Dia

Box elder, white oak

Oil and wax

This piece is not for sale



No. 124 ~ NEIGHBORS GARDEN

When my neighbor cut down an apple tree I was able to get some wood. The tree never really had apples. During turning I found out why. However the bad parts are gone now. They came out by themselves.

3" H x 7" Dia

Apple

Oil and wax

This piece is not for sale

BRUCE KIEFFER

KIEFFER CUSTOM FURNITURE, INC.

1406 Grand Ave. #3, Saint Paul, MN 55105 ~ 612-819-9615 ~ bruce@kcfi.biz

Bruce began professionally building furniture 26 years ago. He has built everything imaginable including uniquely designed art furniture, strict Stickley and other reproductions, all types of household furniture, even canoes, and a sailboat. Fine furniture and cabinets built to meet your needs are Bruce's specialties. He enjoys challenges and excels at creating the unusual.



No. 125 ~ GREENE & GREENE STYLE HALL TABLE

Built as a project for the July #108 issue of American Woodworker Magazine. Photo reprinted with permission from American Woodworker magazine, © 2004 Home Service Publications, Inc.

48" L x 15" W x 30" H

Mahogany with ebony accents

Danish oil

Please inquire for price

ROGER KNUDSON

PO Box 264, Finlayson, MN 55735 ~ 320-233-6543 ~ rkundson@pinenet.com

Roger is retired from corrections education and now builds furniture, travels at will and takes naps whenever the mood strikes. An occasional commission for a piece of furniture, in addition to pieces built just for fun, keeps the work flowing and provides a little extra income from time to time. Roger has been a member of the guild for many years and has had pieces in the show for at least ten years.



No. 126 ~ CHAIR

Yellow birch frame and leather upholstery

34" L x 45" H x 36" H

Yellow birch, coil springs base, foam and batting cushions, and leather

Clear lacquer

Please inquire for price

No. 127 ~ MATCHING OTTOMAN

Yellow birch frame and leather upholstery

30" L x 24" W x 18" H

Yellow birch and leather

Clear lacquer

Please inquire for price

CHARLIE KOCOUREK

6330 Arthur Street NE, Fridley, MN 55432 ~ 763-502-9986 ~ onekocourek@earthlink.net

Charlie has been interested in woodworking for most of his life. He did not pursue his interest however, until about six years ago when he bought a used table saw. Since then he has begun setting up a woodshop at his home and has built several items. He considers himself a student of the craft and does woodworking for personal satisfaction.



No. 128 ~ LION CARVING

Carving has always fascinated me. Finally, a few years ago I decided to give it a try. I chose this subject because I like lions, but my primary interest in carving leans more toward architectural work. This carving is the product of a Debbie Edwards carving class I attended at the International Woodcarvers Congress in 2003.

5.5" W x 8" H x 4" D

Basswood

Acrylic paint, Tung oil, polyurethane

This piece is not for sale

ANGIE KOPACEK

ANTHILL CUSTOM WOODWORKS

5700 Vincent Avenue S., Minneapolis, MN 55410 ~ 612-845-7151 ~ angiekopacek@anthillwoodworks.com

Angie is a self-taught furniture designer and builder. As a child, she spent many hours in her grandfather's workshop (and still uses some of the furniture produced from that shop). Today, she owns Anthill Custom Woodworks, producing custom furniture for her clients. Her designs lean toward the simple and graceful, and many pieces include exotic or figured woods.

No. 129 ~ COFFEE TABLE

Delicately curved legs support the tabletop, giving one the impression that the table may simply walk away!

42" L x 22" W x 18" H x 106" Dia tabletop

Bubinga

Oil/poly mixture

Price: \$ 800

TONY KUBALAK

3660 Robin Lane, Eagan, MN 55122 ~ 651-452-2021 ~ apk@uwalumni.com

Tony has been a period furniture maker for five years. He is interested in high style Queen Anne and Chippendale pieces. All of Tony's period projects have been faithful copies of originals that are part of museum or private collections. Tony strives to make his pieces as close to the originals as possible. This includes surface texture and hand tool marks as well as construction details. In addition, Tony strives to give the finish an aged look and feel. The goal is to have a piece that looks and feels 250 years old.



No. 130 ~ PHILADELPHIA CHIPPENDALE SIDE CHAIR (CIRCA 1760)

This chair is a reproduction of one from Colonial Williamsburg. All work was done by hand with the exception of rough cuts for the legs, splat and crest rail, which were done on the band saw. Final shaping was done by hand with files and rasps. I used a scroll saw to cut the profile of the splat, the rest was done by hand. All mortises were roughed with a drill press then pared to size by hand. All tenons were cut completely by hand. All embellishments were hand carved with traditional carving tools. The molded edges on the rails were carved by hand as well as the shoe. All final surfaces are by hand using chisels, scrapers, files, and sandpaper. The finish is completely hand applied. Upholstery by Mary Kohanek.

21" D x 23" W x 40.5" H (17" H at seat)

Honduran mahogany, slip seat frame is pine.

Aniline dye and hand-applied shellac.

Please inquire for price



No. 131 ~ PHILADELPHIA QUEEN ANNE ROUNDABOUT CHAIR (1740 -1750)

This chair is a reproduction of one described in Hornor's Blue Book of Philadelphia Furniture. The legs and the crest rail/arm assembly were roughed out with a band saw and then hand shaped with files and rasps. All mortises were roughed with a drill press, then pared to size with a hand chisel. All tenons were completely cut by hand. The splat profiles were cut with a scroll saw and then refined with files and scrapers. The shells, feet, and knuckles were done by hand with traditional carving tools. All final surfaces are by hand using chisels, scrapers, files, and sandpaper. The finish is completely hand applied. Upholstery by Ralph Dermota of York, PA.

24.5" Dia x 24.5" W x 30.25" H (16.75" H at seat)

Honduran mahogany, slip seat frame is pine and cedar

Aniline dye, hand applied shellac and wax

Please inquire for price

MARC S. LAMM

THE ART OF WOOD

1620 Central St. NE, Minneapolis, MN 55413 ~ 612-788-6427 ~ cubsrmarc@msn.com

Marc's style began to develop in 1975 when he read an article in Fine Woodworking about a woman who carved her furniture making wide sweeping curves. The figures of Marc's work slope and turn as if in a dance. Lines move through and around each other. Bodies and figures are fluid. If functional, the function is enhanced by the relationship of shapes and colors. Optimistic by practice yet realistic by experience, his upwardly moving lines pass areas of stress and chaos. The tension created with curved and interacting lines and colors adds animation. And the themes reflect realism, activism, and optimism. Marc's work is intended to create interest and questions. When he is asked what he intended to say with a piece, Marc asks the person what they see, because he wants people to bring their points of view and interact with his work and therefore him.



No. 132 ~ MUSIC STAND

Based on the shape of a cello with a unique music rest and base

18" L x 18" W x 64" H

Cherry, walnut and vera

Tung oil

Price: \$ 2175



No. 133 ~ UPWARDLY RISING

A spiral is cut into layered dowels, which branch into two arms, which hold a copper disk. The copper is pressed with the form of a woman. The pressing of the copper disk was done by Elizabeth Miller.

9" L x 5" W x 16" H

Maple, mahogany, walnut, and copper

Tung oil

Price: \$ 475



No. 134 ~ FLOOR LAMP #2


The base rolls up into a six-foot staff, which ends with a 180 degree bend to an onion shaped shade. The base and the staff are carved with flowing lines and texture.

18" L x 18" W x 72" H

Padauk and rice paper

Tung oil

Price: \$ 1,450



No. 135 ~ XYLOPHONE #1

A traditional desktop xylophone with laminated bars

22" L x 32" W x 8" H

Walnut, rosewood, padauk, purpleheart, maple, and oak

Tung oil

Price: \$ 475

MARK LAUB

THE BOARD ROOM

3750 211th Lane NW, Oak Grove, MN 35303 ~ 763-753-1368 ~ clpiton@aol.com

Mark Laub, a lifelong woodworker, recently left his job as the CEO of a regional energy company when he listened to the lyrics of better days by Bruce Springsteen. He's started a new woodworking company called "The Board Room", and now designs and builds furniture full time.

His work has won awards at the Northern Woods Exhibition of Fine Woodworking. He was a national award winner in the Rockler Woodworking competition.

Mark received his postgraduate lessons in humility by studying at the Anderson Ranch Arts Center in Aspen, Colorado with Will Neptune, Craig Vandall Stevens, and Sam Maloof, and by doing serious shop time with Lonnie Bird.

No. 136 ~ THE RUBICON WINE CELLARETTE

The Rubicon is the second in a series of wine cellarettes. This buffet will accommodate one case of wine and provides space for glasses and other sundries. Two mirror image bubinga cabinets with variably spaced dovetail joinery rest side by side in a maple saber leg frame. The cabinet doors feature contrasting recessed pulls and use copper foiled water glass to create an ivy vine design. The cabinet interior features wine racking, a removable serving tray and storage. The ivy vine theme is repeated using marquetry and inlay. The lower shelf employs chemical copper patination to reinforce the natural feeling of the piece.

52" W x 52" H x 14" D

Bubinga, Maple, Copper

Oil and wax

Please inquire for price



No. 137 ~ LIBBY'S WINE CELLARETTE

THIS PIECES WON THE "PEOPLES CHOICE AWARD" IN 2003. IT IS NOT ELIGIBLE FOR JUDGING THIS YEAR.

The first in a series of cellarettes, this piece will accommodate one case of your favorite wine and other sundries. It was inspired by my laziness to trudge all the way to the basement wine cellar when thirsty. Two figured bubinga cabinets are suspended within a maple saber leg frame. The cabinet doors feature an ivy vine design using both copper foiled water glass and foil inlay. The interior features wine racking, a serving tray, and nine flush dovetailed drawers. Design credit belongs to Libby, my Gordon setter, who brought home the perfect twig to copy.

31" W x 72" H x 15" L

Figured/quartersawn bubinga and figured maple

Oil and wax finish

Please inquire for price

BURT LEVY

STUDIO L

W11545 478th Avenue, Prescott, WI 54021 ~ 715-262-3224 ~ burt@StudioLwoodworking.com

Burt has over 18 years experience as a professional woodworker. For most of the past two years, he has been involved with the realization of a new house and studio overlooking the Mississippi River Valley just south of Prescott, Wisconsin. His new living and working spaces remain a work-in-progress but he has completed enough for both he and his wife to be comfortable in their new home, and to return to a smaller scale of woodworking full-time.

Burt is a member of Xylos Gallery, has served on the Guild board, has coordinated judging of a Northern Woods Exhibition, and has photographed the award-winning entries for numerous Northern Woods Exhibitions. He received the Northern Woods Best Design award in 2001, has been a recipient of a Minnesota State Arts Board Career Opportunity Grant, and has received a tuition scholarship to Anderson Ranch Center for the Arts in Snowmass, CO.

No. 138 ~ HALL/SOFA TABLE

This table is a piece that projects a definite Arts & Crafts impression without appearing ponderous. The design revisits a few expressions from my existing Arts & Crafts vocabulary and explores the use of easy curves and angles to add interest and dimension. At an early stage in the design, I decided that a drawer would be a nice feature. Since it would be quite shallow front to back, I quickly came to the conclusion that it would need to be able to be fully extended; otherwise, the drawer would be very impractical. Even the highest quality full extension steel ball-bearing slide would be inappropriate so I turned to developing a wooden slide that would create the proper tactile experience.

60" L x 13" W x 30" H

Cherry and wenge (or maybe bocote)

Shellac, oil, and varnish mixture

Please inquire for price

No. 139 ~ PIVOT TOP BOX

Simple, elegant, and unique—these are the terms that guided the design of this box. I have made about a dozen of them. They are quite a pleasure to make and I treat each lid as a unique canvas for “painting” in wood.

8.5" L x 5" W x 2.5" H

Lacewood, bee’s wing andiroba, bee’s wing eucalyptus, eucalyptus burl, pomele sapele, cherry

Shellac, oil, and varnish mixture

Please inquire for price

MATTHEW C. LILLEMoen

ECLIPTIC DESIGN

20660 July Avenue N, St. Paul, MN 55103 ~ 651-433-3813 ~ eclipticdesign@frontiernet.net

It was during his last few years at the University of St. Thomas that Matt became enchanted by the qualities found in exotic woods. Soon his attention became consumed almost entirely with woodcarving and sculpting. The extreme diversity of textures, colors, and grain patterns exhibited in the expansive world of hard woods brought a great deal of enthusiasm and inspiration to Matt's work.

Matt finished college in '94 and decided to pursue the art of Luthiere (stringed instrument construction). He went to Big Rapids Michigan to learn the intricacies of this art form at Brian Galloups Guitar Hospital. After returning home, Matt set up shop and went about fighting his instrument designs into something worthy of the market. It took some time but he finally produced the "Equinox Bass". Matt enjoyed building and selling these instruments for nearly four years.

It was at this point that the creative itch got the best of him. He has now shifted his attention entirely toward the design and construction of furniture, tables in particular. Matt now finds himself constantly inspired and centered in his work. Matt feels that it is truly fulfilling to be able to contribute to the design world of woodworking and celebrating the beauty of such a timeless element.

No. 140 ~ EQUINOX BASS

4-string fretless solid-body electric bass guitar

46" L x 11" W

Honduran rosewood and bird's-eye maple

Teak oil and wax

This piece is not for sale

No. 141 ~ SOLSTICE DISPLAY TABLE

Three level table with an aquatic design influence

40" L x 32" W x 32" H

Bubinga

Teak oil & Armour-seal

Price: \$ 1,750

DALE MARTIN

1291 Norcrest Avenue North, Stillwater, MN 55082 ~ 651-436-5902 ~ dale.martin5@comcast.net

Dale is a 62 year old retired manager who has worked in wood for many years. He and his wife Barb live in West Lakeland township near Stillwater, Minnesota. He has been teaching realistic animal and figure carving for 20 years. He started turning a few years ago as a diversion from the intense detail of animal carvings. But now, the beauty of working in unique wood to produce a beautiful turning has taken over his primary efforts in wood.



o. 142 ~ PIERCED BOWL

4.5" Dia x 4" H

Walnut root burl, holly, cocobolo

Mad Bowl Finish

Please inquire for price



o. 143 ~ HOLLOW FORM BOWL

4.5" Dia x 5" H

Maple and redwood burl

Mad Bowl Finish

Please inquire for price

MITCH MENSE

2325 Pleasant Road, Minneapolis, MN 55404 ~ 612-872-1584 ~ mitch@tonkco.com



No. 144 ~ CRIBBAGE BOARD

This board is made out of 1-3/4 " Walnut. It has an inlay of holly, wenge, and bocote, being the main feature. The pegs are made by other person.

16" L x 4" W x 1.5" H

Walnut, holly, wenge, and bocote

Three coats of water based Polycrylic

Please inquire for price



No. 145 ~ CRIBBAGE BOARD II

This board will be made out of 1 1/2 " maple.

It has an inlay of padauk, holly and cocobolo, being the main feature. The pegs are made by another person

16" L x 4" H x 1.5" H

Maple, padauk, holly and cocobolo

Three coats of water based Polycrylic

Please inquire for price

DAN MOONEY

WOOD WORKER TWO

2308 N 16th Avenue, Minneapolis, MN 55411 ~ 651-777-3157 ~ dan@woodworkerstwo.com

Dan was born and raised in South Minneapolis, and is now living in Bloomington with his wife of 31 years and a daughter, who now lives in Hopkins. Dan's father-in-law got him interested in woodworking many years ago. About four years ago, Dan and his brother started "Woodworkers Two".



No. 146 ~ THE ULTIMATE TOOL BOX

Toolbox made out of cherry and walnut. Two drawers and tool caddy.

27" L x 15" W x 18" H

Cherry and walnut

Hand rubbed cherry stain and poly sprayed

Price: \$ 675

CHUCK PITSCHKA

12425 Pioneer, Minnetonka, MN 55343 ~ 952-935-0660 ~ cpitschka@mn.rr.com

Chuck's woodworking is mostly for enjoyment and also an outlet for creativity. He has been a member of the Minnesota Woodworkers Guild and the Minnesota Woodturners Association for a number of years. As a club member, he is just happy to have a chance to show his work in the annual exhibition, and mingle with this fine group of woodworkers.



No. 147 ~ TOY CHEST

Dovetailed box, with round butcher-block feet, top is also laminated.

33" L x 17.5" W x 18.5" H

Walnut and butternut

Minwax

This piece is not for sale



No. 148 ~ BOX ELDER BOWL

6" H x 10.5" Dia

Box elder

Shellac

Price: \$ 200



No. 149 ~ WALNUT BOWL

2.75" H x 8" Dia

Walnut

Shellac

Price: \$ 210

THOMAS PRONDZINSKI

TOM'S WOODCRAFT

105 South Main Street, Medford, MN 55049 ~ 507-455-0875 ~ woodman@ll.net

Tom is a self taught woodworker, other than high school shop class. In 1966, he started Tom's Woodcraft, building commissioned furniture for various clients using different materials. Having built many pieces of mission furniture, Tom liked the look of quartersawn white oak's simple lines and hefty construction. Tom later turned his emphasis to design and construction of custom furniture using domestic and exotic solid woods and veneers.

No. 150 ~ HALL TABLE

This piece was built using some new techniques to me. Aprons are white oak laminations made in a vacuum press, then veneered. This table features a veneered top, mortise and tenon joinery, hand cut dovetails and inlays.

48" L x 19.5" W x 30" H

Padauk, quilted makore veneer, hard maple, white oak

Tung oil and lacquer

Please inquire for price

GLENN RUHLAND

24442 Marble Ave., LeMars, IA 51031 ~ 712-546-8397

Glenn has been making these carvings for three years by experimenting on salvaged wood and logs. He is always trying new cuts, designs, and add-ons to the existing pieces to make the art approach what we see in nature.



No. 151 ~ ELM FOREST SETTING

Piece of red elm crotch with chainsaw carved forest setting.

36" L x 48" W x 42" H

Elm crotch

Polyurethane

Price: \$ 950



No. 152 ~ CABIN SETTING

Crotch sugar maple with 2 cabins and a nice forest setting

48" L x 50" W x 50" W

Sugar maple crotch

Polyurethane

Price: \$ 650

ROBERT C. H. SCHMIDT

16001 Tonkawood Court, Minnetonka, MN 55345 ~ 952-935-0272

Bob retired from military service after 29 years, seven years as an Ergonomic Engineer at FMC, and maple syrup production at the Minnesota Landscape Arboretum for two seasons. He is currently a professional retiree.



No. 153 ~ DODECASTARBLOSSOM

After coaching another amateur woodworker on the technique of making rhombic triacontahedrons, he challenged me to make a figure called "The Great Dodecahedron". After half a dozen attempts to achieve the angular accuracy that would produce a reasonably clean fit, I took a stab at a pattern that would place a star at each of the twelve vertices. It produced an effect similar to the "Baby's breath" bushes that grow at the side of my house.

5" Dia

American holly, satinwood, poplar, padauk, purpleheart, bloodwood and wenge, with wenge and maple veneer accent lines

Deft spray lacquer

This piece is not for sale

No. 154 ~ 4 , 6 , 8 , 12 , 20 , 30 , PHI !



A rhombic Triacontahedron bearing indices and surfaces from which each of the five Platonic solids can be constructed, and faces proportioned to the ratio of PHI Golden Mean. I had made a few hundred rhombic triacontahedrons, from a couple hundred different woods and with many different surface pattern. Yes, it had become an obsession. Therefore, I coached an amateur woodworker who was just beginning his retirement, and made one final set of three for use as a geometric model by a local teacher. The teacher has one, I have kept one, and the third has been sent to the collection at the Smithsonian Institution (probably in a dusty drawer).

3.25" Dia

Holly, satinwood, Oregon myrtle, redheart, purpleheart, wenge with wenge, maple, and mahogany stripes

This piece is not for sale

THOMAS R. SCHRUNK

3108 32nd Avenue NE, Minneapolis, MN 55418 ~ 612-788-3328 ~ tschrunk@aol.com

Tom began his woodworking career making wooden boats. His inlaid marquetry details of life-size, lifelike game fish on the interiors led to an invitation as the Featured Attraction at the Minnesota Boat Show in 1990. He developed a signature style of marquetry influenced by artwork he had seen while in the Peace Corps in India in the 1960s. His first one-man exhibition was in 1996 at the International Gallery of Contemporary Art. Tom's work has included conference tables, reception desks and corporate logos, as well as dining tables and aluminum artwork. He has been commissioned twice by Steinway & Sons to design Art Case pianos, special one-of-a kind exhibition pieces in 2001 and 2002 (seen on the Steinway website, www.steinway.com). They are listed as "Reflections" and "Reflections in Cardinal Wood". Tom's works are found in Europe, as well as tabletops for the Prince & Princess of Jodhpur, India. He just founded Thomas Schrunk Flooring, LLC, which uses his marquetry techniques for flooring. The first two completed floors are both contenders for Floor of the Year with the National Wood Flooring Association. He has just been commissioned by Steinway to design and prepare the veneers for a third Art Case piano. This instrument will be done in book-matched burls.



No. 155 ~ CHESS TABLE

The game board is of walnut and bird's-eye maple veneers. The border. 3" wide, to accept the captures, is of walnut burl as well. This is one of the first examples of the use of burl wood as border material, and is made possible by book-matching each side in the centers as well as at the miters. The rails of the table are of eight matching pieces of walnut burl, and the underside of the table features a burl design as well.

24" L x 24" W x 28" H

Walnut burl and bird's-eye maple veneers, walnut solid

Catalyzed Lacquer

Price: \$ 1,800



No. 156 ~ SIX PERSON DINING TABLE

The table features a formal pattern of flowing wood grain over the surface, done in ribbon-stripped sapele, with mahogany solids. The central panels of the leg support system incorporate his "fountain" pattern of wood squares.

43" L x 81" W x 29" H

Sapele veneers with mahogany solids

Catalyzed lacquer

Price: \$ 5,200

No. 157 ~ OFFSET RADIAL TABLE

This is one of a set of two bookmatched burl tables done for a marvelous couple. The top is a 20-piece bookmatch of Carpathian elm burl, prized for the unusually broad range of colors naturally occurring in this veneer. Of note is the hexagonal support column, composed of bookmatched burls on each side, which are then bookmatched to each succeeding segment.

29" Dia x 29" H

Carpathian elm burl veneers with walnut solids

Catalyzed lacquer

This piece is not for sale



NATHAN STANLEY

3438 Bloomington Avenue, Minneapolis, MN 55407 ~ 612-729-5968

Nathan has made a living as an independent wood artist for fifteen years. He lives and works at home in Powderhorn Park, Minneapolis. Nathan is the designer and maker of the original back bar called "The Local" in downtown Minneapolis. Some of the things he has made are disturbing, and possibly shouldn't have been made, but if he doesn't fight the war against straight lines, who will?" Much bio and photos on website www.nathanstanley.com.

No. 158 ~ MUSIC STAND AS A PERSON

Music Stand

48" L x 24" W x 48" H

Birch and linden

This piece is not for sale

No. 159 ~ MORNING BECOMES A DREAM

Bed

96" L x 84" W x 60" H

Zebrawood

Price: \$ 1,600

TODD STREED

4840 Ewing Avenue South, Minneapolis, MN 55410 ~ 612-927-6949 ~ tstreed@itascafunding.com

Todd Streed is a hobbyist living with his wife Heidi and dog Shane in southwest Minneapolis. Todd started woodworking approximately five years ago and has concentrated primarily in furniture making with power tools. He is largely self-taught, but owes much to Norm Abram of the New Yankee Workshop television series.



No. 160 ~ SANCTUARY PODIUM

This is the first in a series of pieces to be constructed for the Sanctuary Covenant Church in North Minneapolis. The Podium is constructed out of thirteen species of domestic and exotic hardwood. Twelve of the thirteen species represent the twelve tribes of Israel, and the final specie represents God. The God wood forms the structural components of the piece while the twelve tribes represent the body of the piece. The diversity of God's creation is represented by the various colors, grains, and textures of the wood. To represent the diversity of the neighborhood where the church is located, there is at least one specie of wood from each of the continents of the world.

14" L x 24" W x 40" H

Thirteen species of domestic and exotic hardwoods
Poly, oil, and wax

This piece is not for sale

STEVE TOMASHEK

STEVE'S MINIATURE MENAGERIE

6720 Rosemary Lane, Edina, MN 55439 ~ 952-944-8033 ~ stomashek@earthlink.net

Steve grew up in Winona Minnesota, graduated from Indiana University in Bloomington with a BS in Secondary Social Studies Education. He currently resides in Edina, from where he ventures out to ply his trade at Art Fairs, Coffee Shops, Art Colonies, schools and where ever he happens to be.

Steve works entirely in miniature. His wood carved sculptures are small enough to sit in the palm of one's hand. He takes his workshop with him— consisting of a cigar box filled with knives, paint, brushes, a few chunks of basswood, and whatever else, he happens to be working on at the time. His study of the world around him is reflected in his work, which consists of natural, political, and social themes.



No. 161 ~ NOAH'S ARK

I bored out the ark's hull with gouges from a piece of basswood and constructed the top with pieces of walnut and cherry. The figures were whittled from Greek boxwood. The crown of the peacock was added using the smallest drill I could find (#80 size) and several squirrel tail hairs. All of the pieces were finished using acrylic paint applied with tiny brushes (1-18/0 size).

4.5" L x 1.5" W x 2.5" H

Basswood, boxwood, cherry, walnut, squirrel tail hairs

Acrylic paint

Please inquire for price

DON WATTENHOFER

DESIGN WRIGHT

5312 Horizon Drive, Fridley, MN 55421 ~ 763-572-1045 ~ drwatt@usfamily.net

Don began woodworking as a child in the mid fifties making toys from scraps. The hobby intensified after he married and had a home to fill with furniture. The hobby continues to fill a need since two of his children are now homeowner. Some of Don's projects include a 16' SK runabout, a full set of kitchen cabinets, a traditional wooden staircase with 30 turned balusters, a pedestal dining table with carved lions head/claw feet and numerous turned objects. Don is past president of the Minnesota Woodturners Association and currently board member at large. Woodworking is a hobby and a profession with artistic pieces on consignment sale locally at Xylos Gallery, and architectural components and furniture pieces sold direct or subcontracted.



No. 162 ~ WALL LAMP

The lamp extends about 15" from the wall with a 7" diameter shade and a 4 1/2" wall plate. The shade is turned from one full round piece of cherry cut in the winter dormant period so that the bark edge would stay attached. The turning was done in one session while the wood was green and after a couple of days drying time it was finish sanded and oiled. The shade socket is turned from box elder burl. The curved neck is cherry and the wall plate is white oak burl. The turner manipulates or guides the tools by hand to produce the desired shape and surface texture.

15" H x 7" Dia

Cherry, box elder burl, white oak burl

Danish oil and wax

Price: \$ 265



No. 163 ~ TABLE LAMP

The shade measures 10" diameter at the top and 12" diameter at the bottom and 12" high. The lamp is constructed around nominal 10" Dia. And 12" Dia. Hoops, with 8 pieces of cherry veneer applied and 1/2" wide walnut battens over the seams. The lamp base is turned from 1 piece of walnut, hollowed out to prevent checking. The turner manipulates or guides the tools by hand to produce the desired shape and surface texture.

12" H x 7" Dia

Walnut, cherry veneer

Danish oil and wax

Price: \$ 365

RUTAGER WEST

1602 Hazel Street, Saint Paul, MN 55119 ~ 651-774-6794

No. 164 ~ THREE DRAWER DRESSER

31" L x 19" W x 32" H

Figured cherry and African blackwood

Tung oil and shellac

Price: \$ 1,500

SPONSORS

SPONSORS FOR THE BEST IN SHOW AWARD

YOUNGBLOOD

LUMBER CO.

Wholesale supplier since 1876

- FAST SHIPMENT AND DELIVERY
- FINE QUALITY CABINET GRADE MATERIALS
- ONE ON ONE SERVICE REPRESENTATIVES
- WIDE RANGE OF INVENTORY
- COURTEOUS KNOWLEDGEABLE SERVICE
- MATERIALS SORTED OR SELECTED SPECIFICALLY FOR YOU

Wholesale prices to guild members

HARDWOOD
Lumber and
Plywood

SOFTWOOD
Lumber and
Plywood

NEVAMAR
Decorative
Laminate

SWANSTONE
Solid
Surface

SPECIALTY
Panel
Products

OFFICE HOURS
7:30 AM—4:00 PM

YARD HOURS
7:30 AM—3:45 PM

SATURDAY HOURS
8:00—11:45 AM

1335 CENTRAL AVENUE NE • MINNEAPOLIS, MN 55413
612/789-3521 • 800/933-1335 • FAX 612/789-9625

Web Page: www.youngbloodlumber.com

SPONSORS FOR THE PEER AWARD



Blue Sky Galleries



Showroom of Fine Woodwork

Your source for Fine Custom Woodworking!
Offering the best of custom design wood
furnishings and art by
regional artisans.

- ☀ Custom Designed Furnishings
- ☀ Built-in Cabinetry Design
- ☀ Turnings, Boxes, gift items
- ☀ Sculpture & Wall Hangings

Visit our new showroom
for fresh ideas in wood!

1200 Mendelssohn Ave. N.

Golden Valley, MN

Tuesday, Thursday 1-9pm

Wednesday, Friday Saturday, 10am-6pm

www.blueskygalleries.com

SPONSORS FOR THE MOST TECHNICALLY ACCOMPLISHED AWARD

CALLING ALL WOODWORKERS


We're looking for freelance writers!

You must have at least a few years of woodworking under your belt, but no writing experience is required.

You'll work with a staff editor on stories covering the whole field of woodworking: tool tests, techniques, tips and projects.

If you're interested, drop us a line at:

Freelance Department
American Woodworker Magazine
2915 Commers Dr., Suite 700
Eagan, MN 55121



We're looking for tool testers!

We're also looking for woodworkers to help us test power tools in our Eagan, MN workshop. It doesn't matter how much woodworking you've done, we simply want inquiring, dedicated people.

Yes, this is paid work! Each test takes about 3 hours.

Drop us a note with your name, address and day-time phone number. Also let us know whether you're available on a weekday, weeknight or Saturday. Write to:

Tool Testers
American Woodworker Magazine
2915 Commers Dr., Suite 700
Eagan, MN 55121

AMERICAN WOODWORKER®

SPONSORS FOR THE BEST HANDWORK AWARD

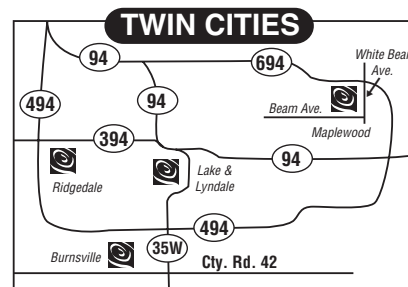
The best values on woodworker-tested tools and supplies and a valuable coupon to prove it!

SAVE!

\$5⁰⁰ Off!

your next purchase of \$40.00 or more with this coupon!

Good at Minneapolis, Burnsville, Maplewood and Minnetonka stores only on regularly priced items.
Cannot be used with any other coupon or offer. Expires May 31, 2004



Minneapolis • 3025 Lyndale Ave. S. • (612) 822-3338 • Burnsville Outlet • 2020 W. Cty. Rd. 42 • (612) 892-7999
Maplewood • 1935 Beam Ave. • (651) 773-5285 • Minnetonka • 12995 Ridgedale Drive • (612) 542-0111

Store hours: Monday - Friday 9 am - 8 pm, Saturday 9 am - 5 pm, Sunday 11 am - 5 pm

Visit us today... **By Foot** 1-877-ROCKLER For the store nearest you. **By Phone** 1-800-279-4441 For catalog sales. **By Net** www.rockler.com Shop online.

SPONSORS FOR THE MOST DARING AWARD



Big. Bold. Beautiful.

Like all of our planes, Lie-Nielsen Bench Planes are made using unbreakable Ductile Iron and Manganese Bronze castings, Stainless Steel and Brass fittings. All bodies are surface ground to .0015" total deviation or less, the best tolerances available from any plane maker.

Our thick cryogenically treated, double tempered A-2 blades hold an edge for a very long time. Our new, improved chipbreaker design enhances performance, especially for fine finishing work.

Call or write for our current brochure, or visit our web site at: www.lie-nielsen.com for more information and to see our full line of planes, scrapers, hand saws and growing line of other fine hand tools.

Lie-Nielsen
TOOLWORKS
INC.

Heirloom Quality Tools™

P.O. Box 9 ♦ Route 1 ♦ Warren, ME 04864
1-800-327-2520
www.lie-nielsen.com

SPONSORS FOR THE TOP DRAWER AWARD




Wood Slicer® - Rated best all-around
1/2" Bandsaw Resawing Blade
by *Fine Woodworking* in their independent
test for speed, flatness & smoothness!



Wood Slicer® Bandsaw Blades *Super Sharp Thin-Kerf Precision Resawing Blades*



Our famous Wood Slicer® bandsaw blade cuts smoother & quieter
than any other resawing blade on the market.
You'll get results you never thought your bandsaw could deliver.



**SHARPER
HARDER
STRONGER
THINNER
GUARANTEED**

**Call
Highland Hardware
800-241-6748
or visit us at
highlandhardware.com**

- | | |
|---------|---|
| 085280 | 80" Wood Slicer® (fits Sears 12") |
| 085293 | 93-1/2" Wood Slicer® (fits Delta 14" & clones) |
| 0852105 | 105" Wood Slicer® (fits Delta & Jet 14" w/ Riser) |
| 0852133 | 133" Wood Slicer® (fits Jet 18") |
| 0852124 | 124" Wood Slicer® (fits Laguna older 16" & Grizzly 18") |

See a complete list of sizes at highlandhardware.com

Highland Hardware 1045 N. Highland Ave., NE Atlanta, GA 30306

Are you on the list?

*Would you like to be on our Mailing List? Contact Norm Anderson,
Hirshfield's Lacquer Specialist at 612.377.3910 and he'll make arrangements
for you to receive updates on the newest products and techniques.*

***M.L. Campbell Stains and Dyes will be
available in quart sizes from our
Hopkins Store June 11, 2003.***

*Lathrop Paint - 401 11th Avenue South
Hopkins, MN 952.931.2235*

M.L. CAMPBELL

The Finishing Touch

**Remember: Your current membership in the
Minnesota Woodworkers Guild entitles you
to special discounts at all Hirshfield's stores
on wood finishing tools, stains, dyes, lacquers,
varnishes and M.L. Campbell products.**

Hirshfield's

18 Twin City Metro Locations • St. Cloud • Rochester • Baxter

www.hirshfields.com

Woodcraft Quality, Value & Expertise Shows



WOODCRAFT
Helping You Make Wood Work[®]

In The Store Woodcraft stores offer the finest selection of woodworking tools, hardware and select woods. Whether you're a beginner or a professional, our stores are staffed with experienced woodworkers who can help you get from start to finish on your next project.

From The Catalog Wherever you live, Woodcraft's catalog lets you take advantage of 70 years experience bringing the finest in woodworking tools and supplies to woodworkers everywhere. Shop our online catalog at www.woodcraft.com.

In The Classroom Beginner or craftsman, our goal is to help you become a better woodworker. Stop in and pick up our monthly schedule of classes and demonstrations. Sign up today for a class of your choice!

STORE HOURS

MTWF: 9am - 7pm
Th: 9am - 9pm
Sat: 9am - 6pm
Sun: 10am - 5pm

Plaza at Oxboro • 9741 Lyndale Avenue South • Bloomington, MN 55420 • 952-884-3634

Visit Us At www.woodcraft.com

SPONSORS FOR THE BEST TURNING AWARD

Sponsors of the Best Turning Award

What is the Minnesota Woodturners Association?

The Minnesota Woodturners Association is a nonprofit organization formed in 1987 to promote education and support of the woodturning craft. All Association work is voluntary.

The skill level of the membership ranges from beginners to skilled professionals. All are welcome. Hobbyists make up the majority of members. Learning, sharing, mentoring, and displaying the results of your work provides a supportive and educational association with other woodturners.

The Association schedules meetings monthly, except during the summer, at a variety of locations centered in the Twin Cities.

The meetings consist of a turning demonstration or related subject. Subjects vary from basic techniques to advanced levels. Meetings are always open to questions from the members; we invite and encourage them to share their knowledge and skills freely. The Association tries to arrange at least one professional demonstration each year, with past professional demonstrators coming from all areas of the United States, England and as far away as Australia.

The Association Welcomes non-members to attend a meeting to observe and determine if they would like to join.

**For questions or local contact:
Ron Meilahn 763-862-2100
Bruce Arones 651-433-5364
Don Roden 763-425-3110**

2004 Northern Woods – Best Turning Award

MEMBERSHIP BENEFITS

- Opportunity to meet with other woodturners to share ideas, techniques and the enjoyment of working with wood
- Mentoring and education
- Notice of club meetings and activities
- VCR tape library and magazine library
- 6 newsletters a year
- Discounts at select merchants
- Discounts for professional demonstrations
- Group purchase program
- Participation in club wood raffles
- New member packet which includes past newsletters, location of merchants which offer member discounts, membership card, past articles of interest to woodturners and membership list
- Web Site: www.mnwoodturners.com

MEMBERSHIP APPLICATION MINNESOTA WOODTURNERS ASSOCIATION

Name: _____

Address: _____

City: _____ State ____ Zip: _____

Telephone: _____

e-mail: _____

Dues are \$25.00 annually or \$15.00 after July 1st.
Mail to: Minnesota Woodturners Association
c/o Ron Meilahn, Treasurer
13968 Alder St. NW
Andover, MN 55304-4251

SPONSORS FOR THE **WOODWORKING FOR PLEASURE AWARD**

Xylos

A GALLERY OF FINE WOODWORK
AND CUSTOM FURNITURE DESIGN

3020 W. 50th Street · Minneapolis MN 55410
Corner of 50th & Xerxes Phone 612/922-1702
www.xylogallery.com

The furniture makers at Xylos are proud to support and be a part of the *2004 Northern Woods Exhibition* in which many of our artists' pieces entered. We welcome a chance to talk with you at the show or at our gallery.

Xylos Members

Jon Stumbras
Greg Wood
Richard Helgeson
Patrick Baillargeon
Edward Krause
Peter M. Wright
Marshall Brewer
Geoffrey Page
Burt Levy
John Lunde
Joe Morgan
Frank Grant



Xylos is a gallery of twelve woodworkers, building unique furniture and accessories. We offer pieces for sale from our showroom and welcome custom commissions. Works by other artists working in related media including fiber, stoneware, and glass are also on display.

Gallery Hours

Closed Mondays
Tuesday – Friday 11am to 6pm
Saturday – 10am to 5pm
Sunday – 12 to 4pm

xy·lo- (zī'lō), [*<Gr. xylon, wood*], a combining form meaning wood, as in *xylos*.

SPONSORS FOR THE PEOPLE'S CHOICE AWARD



Davlins is proud to sponsor the **20th Northern Woods** Exhibition. Our years of involvement with the Minnesota Woodworkers Guild have given us the chance to appreciate the work of some of the finest craftspeople in the state. Visit our store on **Southdale's second level** by Marshall Fields to see our own selection of fine crafted gift items.



You'll find the largest selection of **jewelry boxes** in the Midwest; pottery by nationally known artists such as **Bill Campbell**; gorgeous throws and pillows from **Woolrich**, and much more.



Visit our newly remodeled store in **Rosedale**, now called **The Woods**, to see these and many other great gift ideas.



The Woods
GIFTS MADE BY HAND AND NATURE



Davlins in Southdale
952-926-6838

The Woods in Rosedale
651-631-2162

The Woods in Maple Grove
763-416-9662