

T W E N T Y - S I X T H



A N N U A L

NORTHERN WOODS

AN EXHIBITION OF FINE WOODWORKING



*2008 Best of Show
by Lee Toman*

**SOUTHDAL CENTER
EDINA, MINNESOTA
APRIL 23-26, 2009**

SPONSORED BY THE MINNESOTA WOODWORKER'S GUILD
WWW.MINNESOTAWOODWORKERSGUILD.ORG

American Woodworker.com

THE BEST RESOURCE FOR YOU AND YOUR SHOP

**NEW
WEBSITE!**

American Woodworker's all new website delivers the best resources to help you build your woodworking skills.

Sign up for your FREE Membership Today!

On the new AmericanWoodworker.com, you'll be able to join a growing community of woodworkers just like you! Show off your projects, demonstrate your techniques, share tips and much more!



Become a Member Today, and enjoy these great benefits!

- Access great project ideas, plans and FREE downloads
- Connect with American Woodworker's editors
- Hundreds of workshop tips and tricks
- Swap ideas with woodworkers from around the world
- Find a school – take a class!
- Find a club and get involved
- Sell, buy, and trade woodworking tools in our FREE classifieds
- Got a question? – We've got the answer
- Small shop layouts that will ease the squeeze
- Create your own online Project Gallery – FREE!
- Great leads for great tool deals
- Cool tools and helpful buying advice

Member Login

Username

Password

www.AmericanWoodworker.com

Table of Contents

Welcome	4
Judge's Biographies	6
Award Descriptions	7
Boxes	9
Casework	14
Chairs & Seating	21
Tables	26
Turnings	35
Everything Else	40
Exhibitor's Index	61



WOODCRAFT[®]
Helping You Make Wood Work[®]

To Find Your Local Woodcraft Store Or For A Free Catalog, Visit www.woodcraft.com Or Call 1-800-542-9115.

Over 15,000 Products In Every Store!

- Hand & Power Tools
- Hardware
- Woodburning
- Sanding & Scraping
- Woodboring Tools
- Finishing Supplies
- Books & Videos
- Carving Tools & Chisels
- Hardwoods & Exotics
- Safety Equipment
- Marking & Measuring
- Cabinet Making Supplies
- Woodturning
- Glue Supplies
- Vises & Clamps
- Workbenches
- Files & Rasps
- Clock Supplies
- Shop Accessories
- Project Kits & Supplies
- Planes & Saws
- Routers & Accessories
- Picture Framing Tools
- Sharpening Supplies
- Power Tool Accessories

Woodcraft Is Located...

9125 LYNDALE AVENUE SOUTH
BLOOMINGTON, MN
(952) 884-3634



QUALITY WOODWORKING TOOLS • SUPPLIES • ADVICE™

Southdale

An American Original - A Minnesota Tradition

Southdale is pleased to host the twenty-sixth annual edition of The Minnesota Woodworker's Guild Northern Woods Exhibition of Fine Woodworking. We anticipate many positive responses from our customers who appreciate the arts, and we have found our work pleasantly surprises newcomers to the exhibit who are shopping at Southdale Center. It's easy to get caught up in the amazing craftsmanship and forget what you came for!

This show displays the high level of artistic talent the Minnesota Woodworker's Guild represents. The pieces in the show are made by hard-working, dedicated artisans who appreciate the traditional skills required to work with wood. There are many factors involved in the creation of the pieces on display, and each one is unique to it's own creator's personality and interpretation. We hope you will appreciate this effort as you view and admire the works of art. Your most outstanding impression will undoubtedly be that of the quality of workmanship and design which you see through the show.

We thank the Minnesota Woodworker's Guild for choosing Southdale as the site for this exhibition and wish its members the best of shows and much future success.

Jerry Cohen
General Manager

Welcome to the Northern Woods Exhibition

The Northern Woods Exhibition is an annual woodworking show and competition sponsored by the Minnesota Woodworker's Guild and hosted by the Southdale Center. The show provides an opportunity for woodworkers to display and discuss their craft, and for the community to view the best in high quality woodworking design and construction. The pieces on display are works of art in addition to being functional furniture.

Education is one of the main goals of the Minnesota Woodworker's Guild. Many of the pieces in this show reflect skills learned at monthly meetings, workshops and seminars sponsored by the guild. If you are a woodworker who wants to learn new techniques and meet with others who are willing to share their knowledge, please be our guest at a meeting and consider becoming a member.

Enjoy the show!

Dick Schultz
President
Minnesota Woodworker's Guild

Northern Woods Committee

The Northern Woods Exhibition Committee is composed of several guild members who volunteer their time, energy and expertise to organize this show. They meet each month from December until the show starts. They each receive an assignment or two to make arrangements to make the show a success. This years committee members are:

Bob Bonde	~ Banquet and Master of Ceremonies
Joel Ficke	~ Show Catalog
Jim Livers	~ Photography
Charlie Kocourek	~ Booth Schedule
Tony Kubalak	~ Publicity & Entry Coordination
Dennis Swartz	~ Sponsors
Bill Moore	~ Assistant to the Chairman
Richard Tendick	~ Chairman and Posters
Rutager West	~ Judges

If you have suggestions or comments about the show or would like to help with next year's show, please contact one of the above committee members. To view additional pieces of work from the past eleven years of Northern Woods Exhibitions as well as our member's gallery, please visit our web site at www.minnesotawoodworkersguild.com

Judging

All entries will be judged in a pool rather than in separate categories for each form of furniture. The judging categories are designed to reward woodworkers who are good at creating new ideas or interpreting older ones as well as those woodworkers who are skilled with machines and hand tools. The judges will score how well they liked each piece and how well it was made. Additionally, judges will offer constructive verbal comments on a voice recorder.

The judging categories have been designed to encourage you to enter a piece regardless of your status as a woodworker. It is more than a competition for prizes. The show is meant to be a display of the state of the art of woodworking in Minnesota and a chance for guild members to see what their peers have been up to in the last year. You may decide to enter a piece but not have it judged.

Each piece is eligible to receive only one award from the judges. All pieces are still eligible for the Peer Award and the People's Choice Award. In 2009, the award categories are as follows:

Judging continued on next

2009 Judges

Bruce Kieffer

Bruce Kieffer is a freelance woodworking author, technical illustrator, and custom furniture builder residing in Edina, Minnesota. He's a founding member, and past president of the Minnesota Woodworkers Guild. You can see a collection of his work from the past 30 years on his website at www.kcfi.biz. He began professionally building furniture in 1978, and has built everything imaginable including uniquely designed art furniture, Stickley and other reproductions, all types of household furniture, even canoes and a sailboat. Fine furniture and cabinets built to meet a client's unique needs is his specialty. He enjoys challenges and excels at creating the unusual. In 1988 he started writing and producing freelance woodworking projects, articles, and plans for various woodworking and home improvement publications. Today his time woodworking is split about 50/50 between custom built furniture and woodworking literature.




Glen Elvig

Glenn Elvig has maintained a sculpture/furniture studio in the Twin Cities for nearly 30 years. He was the first president of the Minnesota Woodworkers Guild. After that he served as the president of the Minnesota Crafts Council, and then served as a trustee of the American Craft Council in New York for six years. Currently Glenn is working on a series of 30 benches to be ready for his 30th anniversary show called "Benchmarks".



Jim Chritopherson

Jim received a bachelor and master degrees in art education from the University of Minnesota. He is now retired after thirty-five years of teaching art at Stillwater Senior High School. During his years of teaching, he helped his students explore design in a wide variety of materials. He brought many artist/craftsman into the classroom to show his students how these creative and skilled individuals have brought a personal statement of beauty into our world and daily lives. He is honored to have been asked to be a judge, and will bring a broad worldly view as he observes the many entries of fine woodworking.



Award Categories

BEST IN SHOW

The winning piece should exhibit the best qualities of most of the below categories. Sponsored by Young Blood Lumber.

JUDGES' AWARD

Sometimes a piece worthy of recognition doesn't fall into any of the award categories. It may have something special about it that is hard to define, or the judges may choose, at their own discretion, to fit any piece into this category. They may also use this award for recognizing a piece that ran a very close second to one of the other category winners. Sponsored by Acme Tools

BEST DESIGN

A well-designed piece must be both useful and pleasing to the eye. Will it perform its intended job? Good design is in large part a subjective opinion. It is difficult to define what good design should look like, but we can agree on how it should affect a thoughtful critic. It invites a second, more intimate look, and asks to be touched by the hand and spirit. This award is to be presented to the best design, one that is not a copy of a previously designed piece. Sponsored by Delta / Porter Cable and DeWalt.

BEST TRADITIONAL PIECE

This is an award for the piece which is built in the traditional manner, a reproduction or a piece heavily influenced by a traditional design. Sponsored by the Society of American Period Furniture Makers.

MOST TECHNICALLY ACCOMPLISHED

This is an objective assessment. The best work will exhibit a mastery of many woodworking techniques. It will respect the limitations of working in wood. Qualities to look for include flawless treatment of surfaces, precise joinery, and carefully controlled detail. The award will take into account the difficulty of the undertaking. Sponsored by Woodcraft Supply.

BEST HANDWORK

The use of hand tools carries a long and rich tradition in woodworking. Successful handwork should not be judged by machine standards. It produces surfaces and shapes that are more varied and personal, free from the limitations imposed by machines. Pieces submitted for consideration in this category must have all surfaces finished with hand tools and all joints hand cut and a description of handwork involved must be submitted for use by the judges. Sponsored by Mike Siemsen's School of Woodworking.

BEST FIRST TIME IN SHOW

Whether professional or amateur this award goes to the best piece entered by a first time Northern Woods exhibiter. Sponsored by Nemadji Wood.

WOODWORKING FOR PLEASURE

This prize is awarded to the best piece exhibited by a person for whom woodworking is an avocation. Sponsored by American Woodworker Magazine.

BEST DETAIL

The finest craftsmanship is often just a small part of a piece but it makes all the difference. This award goes to the best engineered or most deftly executed detail that really makes the piece stand out. This might be a really well done dovetail, a particularly nice carved detail, or exquisite inlay. Sponsored by Blue Sky Galleries.

BEST FINISH

The finish may enhance the natural beauty of wood or alter its texture and color. A good finish elevates one's perception of the piece to which it is applied. Depth, luster, and clarity are characteristics of a good finish. Sponsored by Hirshfield's.

BEST CARVING

This prize is awarded to the piece with the best use and execution of carving. It is differentiated from the Best Handwork award in that the carving is a major element of the piece. Sponsored by the Minnesota Woodworker's Guild.

BEST TURNING

This award honors the tradition of turning. This winning piece will exhibit quality of form as well as execution. Sponsored by the Minnesota Woodworker's Guild.

PEER AWARD

This is decided by balloting among all Guild members coming to the show. You will be given a chance to vote for your favorite piece (other than your own) and runners up. Sponsored by Rockler Companies Inc.

THE PEOPLE'S CHOICE

This award is determined by ballots submitted by the public. It recognizes those people's favorite piece in the show. Sponsored by Forest Products Supply.

Note that all categories are awarded at the judge's discretion. If they do not feel any one piece meets the winning criteria of a category, that category's award will not be given.

Additional Awards

In addition to the regular awards, the Minnesota Woodworker's Guild is pleased to announce two additional awards -- awards dedicated to the memories of people special to guild members.

Paul Lee Award

This award honors the work of the late Paul Lee, one of Minnesota's most extraordinary woodworkers. Paul learned the basics of traditional craftsmanship at Boston's North Bennet Street School and was a long time member of the Fourth Street Guild, here in Minneapolis. His work ranged from Queen Anne chairs and desks to whimsical jewelry boxes inspired by local grain elevators and turn-of-the-century brick warehouses. The award will be given to the best entry that has a playful spirit and sound construction.



Burton and Ruth Elvig Award *3rd Annual*

In honor of my Mom and Dad, I am pleased to announce the 3rd annual Burton and Ruth Elvig Award. This award will be given annually at the Minnesota Woodworker's Guild Northern Woods Show to recognize a piece or a collection of pieces by one artist that exudes any or all of the following: patience, spontaneity, creativity, persistence, joy, humor, tenacity, plucks, uniqueness, determination, exploration, adventure, silliness - and above all else - Love. All of these have been modelled for me by my parents.

The last 30 years in my studio would not have been possible without the encouragement of my parents but also would not have been possible without: Bruce Kieffer, Bob Kinghorn, Mary Lacer, Henry Linder, Christopher Monkhouse, Bert and Nordy Rockler and Ann Jackson of Rockler Woodworking, David and Ruth Waterbury, Tom Youngblood and the Incredible Crew at Youngblood Lumber, the Great Gang at 7 Corners Hardware, and all the Wonderful Woodworker Friends / Teachers that I've met in the Minnesota Woodworker's Guild! You are part of this award as well!! Thanks!

Glenn S. Elvig
Let's do some Woodwork!


BOXES

NO. 901

Paul Scobie
1766 Stanford Ave
Saint Paul, MN 55105
651-698-0801
Paul@Scobie.org

Paul has been a hobby woodworker over the past 35 years. Mostly this has been furniture pieces for personal use. Upon retirement he was rewarded by attending a workshop at College of the Redwoods Fine Woodworking School with the determination to raise his skills to a new level.

Jewelry Box in leaf shape with five rotating shelves



Technical Details:

Materials: black walnut trim on white walnut (butternut) base

Finish: tung oil and varnish finish

7"D x 6"W x 5"H

Not for Sale



NO. 902

Dick Schultz
4235 Grimes Ave. So.
Edina, MN 55416
(952) 927-6207
richard_schultz_5@msn.com

Dick has been designing and building since he was a child. His father was ‘good with his hands’ and inspired him to develop his own skills. Since retiring in 2002 from his position as an educational administrator, Dick has pursued the art and craft of furniture making. His work features the natural beauty of wood, artistic design and careful craftsmanship. Many of these pieces incorporate marquetry or inlaid woods that depict different aspects of nature such as birds, leaves, flowers and trees. He strives to build pieces that will be enjoyed and valued for a lifetime.

Jewelry Nest

Four jewelry boxes inlaid with chickadees, branches and berries are nested in a holding tray. The dividers inside the box mimic the curves of the branches on the lids.

Technical Details:

Materials: wenge, birds eye maple, anigre, spanish cedar, bubinga, ebony, holly, kiaat and bocote

Finish: Oil and wax

13”D x 17”W x 3”H

Price: \$1500

NO. 903

Rutager West
1602 Hazel St N
St Paul, MN 55119
(651) 774-6794
rutagerwest1@gmail.com

I was first introduced to woodworking in Junior High School, and took a few other classes in High School. It wasn’t until I was thinking about buying a house that I became serious about it. More recently I have become intrigued by small scale work, like jewelry boxes with intricate inlay and beautiful burl veneers. I use both hand tools and power tools in my work, but enjoy using hand tools the most.

Jewelry Box

This is the second curved top burl jewelry box I have made. It is similar in shape to the first, but with different woods and decoration. I keep a sketch/design book that has many ideas that I want to incorporate into the boxes I make.

Technical Details:

Materials: Mappa burl, Thuya Burl, Ebony, and Holly

Finish: French Polish

8”D x 13”W x 6”H

Price: \$1250.00

Jerry Beutel
3485 Trading Post Trail
Afton, MN 55001
(651) 436-5897
jebeutel@gmail.com

Jerry has enjoyed making sawdust since age eight when he found the only woodworking tool his dad owned, a rusty handsaw. He walked to the local lumberyard frequently to rummage through the scrap bin and quickly sawed the scraps into smaller scraps. Since that time he has enjoyed all aspects of working with wood from felling trees to milling lumber to building houses. In recent years he has focused on finer woodworking projects including building a timberframe barn and dozens of furniture pieces, many in the Arts and Crafts style. Recently retired from corporate life, he is now engaged in building pieces on commission and for his family.

Blanket Chest

The design of this blanket chest was inspired by an article in Fine Woodworking Magazine but modified in several ways to be more harmonious with the Arts and Crafts style cherry furniture that occupies the bedroom where the chest will reside. The bird's-eye maple used in this chest is from the north shore of Lake Superior and each panel is bookmatched. The cherry was harvested from our backyard in Afton after a windstorm blew over many large trees.

Technical Details:

Materials: Bird's-eye Maple, Cherry, Aromatic Cedar

Finish: Minwax Wipe-on Poly. By Barb Beutel
24"D x 48"W x 22"H

Price: Please inquire



NO. 905

Karl Foord
1950 Park Ridge Ct.
Chaska, MN 55318
(952) 448-2911
foord001@umn.edu

The men in my father's family were hobby woodworkers. In 1995 I moved to Minnesota and set up a basement woodshop. Starting with clock kits, I improved my skills by volunteering at the Kuempel Chime shop and attending woodworking classes. My father-in-law Ole and I began a tradition of making jeweler's size clocks for family newly weds. When Ole retired he gave me his machinery. I continue to upgrade my shop and improve my skills. My goal is to continue to explore the beauty in wood and search for ways to include attractive rock and gem materials into my work.

Butterfly Jewelry Box

We often seek to imitate nature and find it incredibly difficult if not impossible to match the exquisite detail and immaculate design. But can we capture a moment? Wood is inherently beautiful material, but can its beauty be enhanced when combined with another material such as stone. Stone has very different physical characteristics that present a challenge to the woodworker seeking a synergy through the combination of these two materials. This project is an experimental effort to capture a moment and discover a synergy of wood and stone. If only I could borrow some of Michelangelo's talent.

Technical Details:

Materials: Curly maple & various agates

Finish: Velvet Oil

Dimensions: (10"D x 20"L x 16.5"H)

Price: Please Inquire

NO. 906

Robert L. Sorenson
4901 Woodlawn Blvd.
Minneapolis, MN 55417
(612) 729-8509
soren001@umn.edu

I made several pieces of furniture for our house and restored an old fishing boat about 30 years ago and then did little woodworking until recently. During the past several years I have been working mostly with salvaged wood. Redwood fence posts and an old laboratory bench top became patio cabinets and a table; other remains became boxes, trays and stools. I am an amateur and enjoy developing skills in joinery and design.

Table Top Storage Cabinet.

This three drawer table top storage cabinet is 8 inches high, 18 deep and 27 inches wide. It is made from walnut and the drawers are maple. The front, including the drawers and the sides are slightly curved. The joinery for the case is tongue and groove with dovetails for the drawers. I made this cabinet as an exercise as I had not

previously made drawers and needed the practice before starting work on a writing desk. The finish is Nordic Oil from General Finishes.

Technical Details:

Materials: Walnut

Finish: Nordic Oil from General Finishes

18"D x 27"W x 8"H

Price: Not for sale



DEWALT



DWS520K CORDED TRACKSAW

**TABLE SAW PRECISION
WHERE YOU LEAST EXPECT IT**

PRECISION

A zero-clearance track system, specially designed transmission and precision ground woodworking blade ensure consistently straight, splinter-free cuts.



PORTABILITY

At twelve pounds, table saw precision has never been so portable. The cordless TRACKSAW can be used anywhere.



VERSATILITY

Bevel 0-47° to compound miter sheets of plywood. Clamp track system onto vertical or horizontal surfaces to maximize versatility.



GUARANTEED TOUGH.®

Also Available - **28V CORDLESS TRACKSAW DC351KL**

PORTER CABLE

**THRIVES UNDER PRESSURE. BECAUSE IT
WAS ENGINEERED FOR IT.**



Model 390



Electronic Load Control for 42% faster material removal



Low profile design reduces sander height by 31% for better control and finish



EnduraTech™ Motor Technology has 71% fewer wear components for 5-10x longer motor life



Electronic motor brake reduces spin-down time by 73% for increased productivity

5" Low Profile Random Orbit Sander with Dust Collection and Hook & Loop Pad
Model 390

5" Low Profile Random Orbit Sander Kit with Dust Collection and Hook & Loop Pad
Model 390K

5" Low Profile Random Orbit Sander with PSA Pad
Model 392

5" Low Profile Random Orbit Sander with Dust Collection and PSA Pad
Model 394

DELTA

THE WORLD'S ONLY UNISAW®. RE-INVENTED.




UNISAW 3 HP or 5 HP with 36" or 52" BIESEMEYER Fence System
Models 36-L336, 36-L352, and 36-L552



Single-Cast Trunnion System
Provides the new standard in cast-iron durability & accuracy



Storage Designed for the Woodworker
Easily accommodates up to 5 saw blades, 3 riving knives, throat plate, push stick, wrench/ arbor nut, and complete guarding assembly



2-Position, Quick-Change Riving Knife
Front of cabinet adjustability with no need to change for non-through cuts



CASEWORK

NO. 907

Tim Anderson
1588 21st Ave NW
New Brighton, MN 55112
(612) 518-1135
andeming.tim@gmail.com

I was born and raised in Aitkin, Minnesota. Our family business was in metalworking, so no one in our family were woodworkers. I came to enjoy it in high school shop, and have enjoyed it as a hobby since. I briefly taught picture framing while a student at the U and learned a lot from my fellow students at the Coffman Union shop, especially Todd Randall.

Cedar Chest of Drawers

My neighbor at my cabin had a stack of old lumber stacked in the woods, and offered it to me if I would haul it away. He didn't know what species it was as it was there when he bought his cabin. My daughter and a friend hauled it into my garage where it sat for another year. When I started planing some, I found it was aromatic cedar, and we needed a bedside table, so it seemed perfect. I wanted to learn to cut dovetails so the drawers provided a fairly forgiving opportunity.

Technical Details

Materials: Juniper and pine

Finish: Polyurethane

16"D x 19"W x 25"H

Price: Not for Sale



NO. 908

Roger Knudson
PO Box 264, 25470 Hwy 18
Finlayson, MN 55735
(320) 233-6543
rwknudson@frontiernet.net

From a shop in east central Minnesota, I build furniture for fun and profit (sometimes!). Having built furniture all during my career in corrections education, it is now a real privilege to be able to spend as much time as I wish designing and building. A couple of two-week courses at the Center for Furniture Craftmanship in Maine provided a huge boost in learning new skills. Thomas Hucker provided a big influence on my design approach.



Nightstands

Art deco nightstands with a nod to Ruhlmann. One piece of nicely figured walnut called for making bookmatched veneer (1/16") for the cabinet fronts. Maple then seemed a nice choice for a bright interior, also bookmatched. In fact, the entire piece is bookmatched, inside and out.

Technical Details:

Materials: Shop made veneer- walnut, maple, accents- holly, and bloodwood

Finish: Brushed lacquer, hand rubbed

16"D x 20"W x 18"H

Price: Please inquire

NO. 909

David Mittelsatdt
28010 Foliage Ave
Northfield, MN 55057
(507) 663-7741
dave@countrycabinets.com

I went to school for woodworking at Hennepin Technical College, I graduated in 1977. Since 1988 I have been operating my own custom cabinet shop, Country Cabinets of Farmington. We are a full service wood shop. That is capable of taking your project from the design process to a finished piece. In 2005 I went back to school for wood finishing at the Wood Finishing Institute of America, in Rosemount MN.

Cherry Sideboard Cabinet

Frame and Panel Sides and Back. 2 Dovetailed Drawers with Soft Close Under-mount Slides. 4 Inset Doors with Soft Close Hinges. Beaded Face Frame Accent Moldings. Solid 5/4" Cherry Top. Furniture Style Feet.

Technical Details:

Materials: Cherry

Finish: Conversion Varnish

20.75"W x 58"D x 32"H

Price: \$1800

Joel Ficke
 15384 125th Street
 Bloomer, WI 54724
 (715) 568-4111
 www.joelficke.com

Joel specializes in reproductions of the finest pieces from the William and Mary, Queen Anne and Chippendale periods, but occasionally playful turnings, boxes and even pens make their way out of his workshop. Trained as an engineer and chemist, he finds woodworking to be a therapeutic alternative to hectic days in the office as well as a passion that provides lifelong challenges for learning. Joel has recently started a small woodworking school in Bloomer Wisconsin which specializes in 18th century masterpiece furniture and techniques.



18th Century Architectural Corner Cupboard

Made from curly and crotch cherry, this corner cupboard combines the finest design features from several early American examples into a single piece. It's composed of two stacked cases. The base has a double door with cherry crotch, tombstone panels and a unique mid-molding profile which seamlessly separates the two pieces. The drawers below this molding have angled dovetails in the back that are worth a look. The upper case has several notable features including cathedral, divided light doors fashioned after an example in the Winterthur Museum and fitted with antique wavy glass. To the left and right are fluted columns and above a keystone. Crowning the cabinet is an elegant, valence-style, molding structure. All curved panels and moldings have been hand-carved and most moldings were formed with wooden hand planes. Sight along the arched door molding or keystone to see imperfections left from the carving gouges. The finish is intended to look old and is achieved through dichromate oxidation sealed with brushed garnet shellac, glaze and padded black shellac. The back and sides (which aren't seen once installed in the corner of a room) are left unfinished and somewhat crude to the eye as they were on the originals. Glass installation by Scott Worsley of Bloomer, WI.

Technical Details:

Materials: Curly cherry and white pine

Finish: Cherry: dichromate colorant sealed with shellac. Pine: milk paint and linseed oil.

29"D x 59"W x 100"H

Price: Please Inquire

Tony Kubalak
3660 Robin Lane
Eagan, MN 55122
(651) 452-2021
www.tonykubalak.com

I have been a period furniture maker since 1999. I am interested in high style Queen Anne and Chippendale pieces. All of my period projects have been faithful copies of originals that are part of museum or private collections. I strive to make my pieces as close to the originals as possible. This includes surface texture and hand tool marks as well as construction details. In addition I strive to give the finish an aged look and feel. The goal is to have a piece that looks and feels 250 years old.

Philadelphia Queen Anne Desk on Frame (circa 1755 - 1765)

This is a reproduction of an existing desk on frame. The original is in the Winterthur museum. In the 18th Century this desk would have been owned by an upper class merchant or an aristocrat. The design allowed for the owner to easily remove the desk portion to take with him when he traveled. When my wife first saw this piece in its early construction phase she immediately said, "that's mine." Evidently she could see that it was an interesting piece.

Technical Details:

Materials: Primary Wood: Honduran Mahogany.

Secondary Woods: pine and poplar.

Finish: Aniline dye, hand applied shellac and wax

26"D x 39"W x 42 3/4"H

Price: Please Inquire



NO. 912

Mark Laub
3750 211th Lane NW
Oak Grove, MN 55303
763.753.1368
boardroomstudios@gmail.com

Mark Laub jumped off the corporate railway 10 years ago and started a small furniture studio called The Board Room. He was learning little on the rails and now learns his life lessons by exploring the ditches. Laub's studio is in a quiet forest on the Rum River. It's easy to see how his work celebrates the sublime beauty of nature and reflects its showy diversity. He carefully uses contrasting woods, gentle curves, floral inlays, aged copper, brass, glass, carving, and unexpected smile producing surprises to create his interpretation of nature's beauty. His work is currently being shown at Blue Sky Galleries, Xylos, and the Minnetonka Center for the Arts.

Laub believes that woodworking, nature, and all of life are hugely impacted by detail and subtlety. He attempts, as William Blake suggested "to see the world in a grain of sand". When not building furniture, Laub enjoys a good (or cheap) bottle of wine and listening to music. When the two are combined, he will endlessly argue with himself as

to the greatest piece of music ever written: as of yesterday it's a tie between Chopin's "Fantaisie Impromptu" and Neil Young's "Hurricane".

Star Dancer

This elegant cabinet provides visual interest from all vantage points, and encourages the observer to circle about the piece. The twin elliptical bubinga cabinets, one floating upon the other, are supported by a fiddleback maple leg set. The outer surface of the two cabinets provides a canvass for a flock of inlaid butterflies that swirl around the piece. The interior of the upper cabinet offers a number of surprises and has patinated copper walls. The lower cabinet features three drawers with numerous interior embellishments. The maple leg set is completely hand sculpted and features carved calla lilies, inlay, and carved floral embellishment.

Technical Details:

Materials: bubinga, maple, ebony, sycamore, kiatt, pau amarillo, koa, holly, wenge, abalone, mother of pearl, sterling silver, glass, patinated copper.

Finish: oil/wax

16"D x 24"W x 65"H

Price: please inquire

NO. 913

Craig Jentz
5217 Logan Avenue South
Minneapolis, MN 55419
(612) 922.0734
cjjentz@q.com

I am an avid woodworker who over the years has built the majority of the furniture for the home I share with my workshop-time and sawdust tolerant wife and two boys. My styles and preferences have changed over the years. When I started making furniture I was influenced by the popular figures of the time (Krenov, Frid, etc.) and Danish Modern design. I also started off more focused on the woodworking versus design side of furniture making. Over the years the design aspect has become a much bigger focus for me, and from a design perspective I've moved

to my own styles, in particular the liberal use of curved lines and planes. As such I do a lot of bend lamination and vacuum panel laminations.

Rocket Desk

This desk is part of a bedroom set (twin beds, bookcase, dresser) that I built for my now teenage boys. At the time the first bedroom set pieces were built the boys were younger and full of 10 year old energy and mischief. The piece design is meant to reflect all things boy.

Technical Details:

Materials: Ash, granite

Finish: Varnish, dye

29"D x 55"W x 31"H

Price: Please Inquire

Burt Levy
 W11545 478th Avenue
 Prescott, WI 54021
 (715) 262-3224
 Burt@StudioLfurnishings.com

As a self-taught woodworker, I opened my first shop in 1972. As the business grew, I merged with another shop, which at the height of its operation had eleven employees. After twelve years in woodworking, I turned to pursue a career as a commercial photographer, specializing in architectural, interior, and studio product photography. I did this until a remodeling project on my own house in 1993 rekindled a desire to work with wood. Finding it more meaningful to build custom furniture that people could use and enjoy every day, I closed my photo studio to resume designing and building furniture.



I now live and work just south of Prescott, Wisconsin in a house and studio that we broke ground on in August of 2002. Both projects are still a work in progress (as they should be for a woodworker) and the studio is a joy to work in with ample light, space, and ceiling height. I continue to explore new techniques and design possibilities in my personal work while applying these sensibilities to the more project specific requirements of client needs for custom furniture and cabinetry.

A Case for Chihuly

This display cabinet was as much inspired by the surroundings in which it was to be placed as by its primary function and the object that it displays. Last year I received an inquiry from a sweet woman who had decided to treat herself to a Dale Chihuly glass Macchia (a bowl-like form) measuring about 6" high by 9" in diameter. It came with a base and clear acrylic cube to protect it while on display. While the acrylic cube protected it, it certainly didn't do anything to enhance it. So, my design brief included both the challenge of tying the display case to its surroundings, a Northeast Minneapolis house built in the 1890's and tastefully furnished with mostly contemporary pieces by Moser, Wegner, etc., as well as not overwhelming the Macchia, enclosing it with glass, and providing supplemental lighting that would show off its form and color.

Technical Details:

Materials: Cherry, Bubinga, Glass, LV light

Finish: Oil/varnish

18"D x 18"W x 42"H

Price: Please Inquire

NO. 915

David Mittelsatdt
28010 Foliage Ave
Northfield, MN 55057
(507) 663-7741
dave@countrycabinets.com

I went to school for woodworking at Hennepin Technical College, I graduated in 1977. Since 1988 I have been operating my own custom cabinet shop, Country Cabinets of Farmington. We are a full service wood shop. That is capable of taking your project from the design process to a finished piece. In 2005 I went back to school for wood finishing at the Wood Finishing Institute of America, in Rosemount MN.

NO. 916

Quarter Sawn White Oak Mission Style Vanity.

Dovetailed drawers with soft close, under-mount slides. Inset door frames and flat doors with soft close hinges. Wilsonart HD laminate top with a karran undermount sink.

Locker Unit

Locker Unit for Front Entry Ways or Mud Rooms. Hand Sanded Rub Through Finish. Oil Rubbed Bronze Hardware. Bead Board Back.

Technical Details:

Materials: Poplar
Finish: Painted/Rub Through
18"D x 30"W x 84"H
Price: \$1000

Technical Details:

Materials: Quarter Sawn White Oak
Finish: Custom Dyed and Stained with a Conversion Varnish Top Coat
21"D x 36"W x 36"H
Price: \$400 Counter Top w/ Sink. \$1000 Vanity

NO. 917

Bart Genovese
11195 243rd St.
Scandia, MN 55073
(651) 210-4214
bart@BMGFineFurniture.com

Bart Genovese, owner and craftsman for BMG Fine Furniture, thoroughly enjoys woodworking. Since his childhood days spent helping his father make wooden toys, and during his career as a Mechanical Designer, Bart made woodworking his hobby and lifelong passion. In recent years, as he perfected his skills and designs, woodworking became Bart's business. He studied at Rosewood Studio in Almonte, Ontario under the tutelage of Ted Brown, Ron Barter, and Adam Kropinski. While at Rosewood; he learned that power tools, for all their strengths, are no replacement for a sharp hand tool and a keen eye to fine tune a fit between two parts, or to add the little details that complete the piece of furniture. Today Bart enjoys

designing and building custom furniture from his workshop near Scandia, MN; just down the road from his friend and Mentor, Mike Siemsen of Green Lake Clock and School of Wood.

Mission Style Chest

With frame and panel construction, through tenons on the tapered legs. This chest is based on classic Mission styling. I built this chest for a client who wanted an heirloom chest with simple, straight lines and sturdy construction to last for generations.

Technical Details:

Materials: Quartersawn Red Oak, aromatic Red Cedar
Finish: Shellac with Transtint alcohol dyes, top coat of catalyzed lacquer
20"D x 40"W x 20"H
Price: \$1200.00

SEATING

NO. 918

Peter Schulzetenberg
48 Penn Ave. S.
Minneapolis, MN 55405
(612) 384-5871
jptenberg@hotmail.com

Peter has been working wood for 13 years and has built many different pieces during his career. He has taken an interest in many areas of the craft and enjoys fancy veneer work as well as crafting elegant pieces of solid wood. Many of his designs are of relative simplicity so as to emphasize the form of a piece as well as the woods that are used. "I really try to showcase the wood as much as possible." Peter displays his works at Blue Sky Galleries, Xylos, and The Grand Hand.

Parametric Bench

This piece was inspired by the dovetail. I was playing around with some ideas trying to visualize the dovetail in 3-D. I first designed a companion piece in the form of a cantilevered table, and then adapted it to a bench form. In the end, I was really wanting a bench that was both interestingly modern, AND comfortable to sit upon. Each joint is reinforced with a floating tenon for strength. The most challenging part of this piece was clamping the joints together with all of the compound angles.

Technical Details:

Materials: Solid maple and walnut
Finish: Waterlox and Wax
15"x48"x17"
Price: \$1300



Jerry Beutel
3485 Trading Post Trail
Afton, MN 55001
(651) 436-5897
jebeutel@gmail.com

Jerry has enjoyed making sawdust since age eight when he found the only woodworking tool his dad owned, a rusty handsaw. He walked to the local lumberyard frequently to rummage through the scrap bin and quickly sawed the scraps into smaller scraps. Since that time he has enjoyed all aspects of working with wood from felling trees to milling lumber to building houses. In recent years he has focused on finer woodworking projects including building a timberframe barn and dozens of furniture pieces, many in the Arts and Crafts style. Recently retired from corporate life, he is now engaged in building pieces on commission and for his family.

Backyard Bench

Twenty-five years ago I built a wooden play structure in the backyard for our three children. Fifteen years later the play structure was no longer used so I tore it down and stacked the beams and planks, planning to use them for some future project. I recently reclaimed the redwood and built this bench. The bench now sits on our front porch where the wood, with its bolt holes and nail stains, reminds us of fun times our children had and, at the same time, provides a place to watch the birds and squirrels.

Technical Details:

Materials: Redwood

Type of Finish: Watco. By Barb Beutel
24”D x 50”W x 34”H

Price: Please inquire



NO. 920

Timothy Gorman
4200 Washburn Ave. N.
Minneapolis, MN 55412
(612) 522-7091
timothy.gorman@usbank.com

Tim Gorman has been building and showing his furniture in and around the Twin Cities area for eight years. He has been a member of the Guild and has shown at the Northern Woods Exhibition continuously since 2001. He is a past winner of multiple awards for the Northern Woods Exhibition, including Best in Show, and is a two-time recipient of the Minnesota State Arts Board Grant and has been a finalist for the Bush Fellowship. His work has been featured nationally in Woodwork Magazine.

Serpentine Chair

My original goal was to create an updated version of a cane-woven captain's chair. Having done traditional caning in the past, I explored a number of patterns before deciding that cane was not the appropriate material for a contemporary design such as this. After some experimenting, I decided to use nylon line and stainless steel rod instead. The effect had the appearance of scales, which seemed appropriate to the form.

Technical Details:

Materials: Cherry, ebony, nickel plated aluminum, stainless steel rods, nylon

Finish: Gel stain and lacquer

20"D x 24"W x 42"H

Price: Please Inquire

NO. 921

Jim Van Hoven
15880 Quality Trail
Scandia, MN 55073
(651) 433-2185
JVHwindsor@aol.com

Jim has been building Windsor chairs and accessories in the tradition of the 18th century for over 30 years. He is a member of SAPFM, W-MTCA, EAIA and is recognized in the Early American Life Directory of American Craftsmen. Jim also enjoys doing educational demonstrations at schools and historic sites.

18th Century Philadelphia Comb-Back Windsor Chair

Technical Details:

Materials: Maple, Pine, Red Oak

Finish: Linseed oil over Milk Paint

23"D x 28"W x 47"H

Price: \$695



Chuck Pitschka
12425 Pioneer Rd
Minnetonka, MN 55343
(952) 935-0660
eclecticwood@comcast.net

I began woodworking early, preteen. Tools were fascinating to me. My grandfather was a blacksmith, so it is in my blood to work with my hands! It is most exciting when I have a project going. Industrial Arts was my favorite class in school. I am mostly self-taught and have always read woodworking magazines, plus attended demos and seminars relating to crafts. I am a longtime member of the Minnesota Woodworkers Guild, the Minnesota Woodturner's Association and the American Association of Woodturners. Over the years my pieces have been shown at the Rochester Art Center, Hopkins Center for the Arts, Douglas-Baker Gallery and the Xylos Gallery.

Cherry Rocker

This comfy rocker is built using 100% solid cherrywood. Inlaid/overlapped cherry burl enhances the top rail. The mortise/tenons are pegged with redheart dowels. Fifty six cocobolo rings keep the blocks from touching the chair frame. Fifty five feet of 10.5 mm mammut rope hold eighty four blocks in place and adjust to your bodyshape comfortably!

Technical Details:

Materials: Cherry, cherry burl, cocobolo, redheart, mammut rope

Finish: Linseed oil/ burnt sienna, wax

36"D X 24"W X 41"H

Price: \$2250



NO. 923

A

Andy Wagner
4561 Cedar Lake Rd. S.
St. Louis Park, MN 55416
(612) 360-5968
sevensummiter@yahoo.com

I have been working off and on with rustic style furniture for 10 years or so. I enjoy using reclaimed wood and trying to highlight the natural beauty of the wood in the furniture I make.

Walnut Bench

I made this piece because I wanted a slightly taller coffee table and I felt that some wide walnut I had would work nicely. I like the warmth that walnut adds to a room.

Technical Details:

Materials: Walnut
Finish: Polyurethane
20"D x 60"W x 18"H
Price: Please Inquire



NO. 924

Joel Nichols
15115 64th St. N
Stillwater, MN 55082
(651) 470-0733
larajoelnichols@yahoo.com

I pretty much grew up with the carpentry trade. From the time I was about 10 or 11, I had full access to my dad's modest workshop. A 10 year old kid with access to a wood shop is a dangerous thing -- not because of what they might cut off, but for what they might actually build. We would build all sorts of crazy contraptions, most of it weaponry for taking on the Bigfoot that lived in the woods by our house. We built a launching device that could put a golf ball into orbit-lots of other stuff too.

My chair designs have always been influenced by Sam Maloof and Hans Wegner. This chair is no exception. I would also add Michael Fortune to that list. I set out to build a chair that was in scale with our small dining room, comfortable, and distinguished without being pretentious.

Technical Details:

19"D x 22"W x 36"H
Materials: Ash, Wenge, Danish Cord
Finish: Oil, Urathane and Wax
Price: please inquire

TABLES

NO. 925

Garrett Glaser
963 Wakefield Avenue
St. Paul, MN 55106
651-771-7322
garrettglaser@gmail.com

Technical Details:
Materials: Walnut, Padauk
Finish: Danish oil
19.5"D x 25"W x 12.5"H
Not For Sale

Born in the Frozen North, raised in Saint Paul and educated in Duluth, Garrett learned to make things in New York City. He makes furniture that he can believe in.

Gaming Table

A small table with a giving drawer for playing Chinese checkers (or any other game) on. Made from Walnut flooring I pulled out of a dumpster on West 22nd Street in Manhattan, the cutoffs from legs for a pair of night stands and some Padauk (though I like to call it Vermilion).



Brian Grabski
3936 45th Ave. South
Minneapolis, MN 55406
(612) 702-9972
www.designedandmade.com

Brian received a BS in Business Management with a focus in entrepreneurship from the University of Colorado, Boulder in 2005. Each summer throughout high school and college, Brian worked in different cabinet shops to learn as much as he could about how each business operated. After graduation, he started his own business and despite the fact that he has yet to advertise, Brian has a constant backlog. All of his business has been from referrals.



Dinosaur Trees
Coffee table designed and made by
Brian Grabski.

Technical Details:
Materials: Mdf, poplar, walnut, alder, bird's-eye
maple, walnut burl
Finish: Two Part Polyurethane
Size: 15"D x 40"W x 16"H
Price: Please Inquire

Mike Siemsen
9912 Green Lake Trail
Chisago City, MN 55013
(651) 257-9166
mike@schoolofwood.com

Mike Siemsen is a lifelong woodworker. He runs his own furniture shop in Chisago City, MN where he designs and builds custom pieces and reproductions. He also sells Tall Clock movements under his Green Lake Clock Company banner. His new enterprise, Mike Siemsen's School of Woodworking, is off and running. Course offerings can be seen at schoolofwood.com.

Pair of Hepplewhite Side Tables

I drew up this table based on one in an antique book. It is a good project for a student as it has most of the joints needed for furniture construction. I made the compass star to symbolize Minnesota, "The North Star State," because of my association with The Minnesota Chapter of The Society of American Period Furniture Makers. I made my own inlays, the compass inlay took longer to make than the table. All surfaces are hand planed.

Technical Details:

Materials: Walnut and Maple

Finish: Shellac

18"D x 18"W x 28"H

Price: Please Inquire



NO. 928

Josh Brower
22958 Hwy 3
Le Mars, IA 51031
(712) 533-6171
browerj@frontiernet.net

As a dentist I carve all day long, and love to put my art into my work. Aside from carving and making furniture I love to find figured woods and process them from tree to finished lumber for projects. I've written for numerous national woodworking magazines and consult about woodworking on a regular basis. I operate the website www.hardtfindwood.com where I sell unique lumber to other woodworkers.

End Table

This piece is an adaptation of a period end table with a simple drawer. The simple design is meant to allow the quilted maple figure in the wood to show in the piece. The details are to add a feminine touch. My oldest daughter gave suggestions on how she wanted the table to look when it was complete.

Technical Details:

Materials: Quilted Maple

Finish: Lacquer

19"D x 19"W x 28"H

Price: NFS

NO. 929

Jesse Theis
5236 45th Avenue South
Minneapolis, MN 55417
(612) 644-3549
jesse.theis@gmail.com

Jesse Theis is a self-employed trim carpenter and cabinet installer who has spent obscene amounts of time and effort converting his 400 square foot South Minneapolis basement into a usable workshop.

Coffee table.

I built the table out of necessity. I've lived in my house for six years, haven't had a real coffee table for my living room and wanted to make something unique, for me. The design was dictated by the material and a minimal approach. I love Walnut and wanted to highlight the warmth and character in an organic design. I had a general idea of how I wanted the table to look and selected the stock according to the pattern of the grain. I never used

any drawings. The top is made of two boards in close succession out of the same log. The legs are cut out of the same slab, oriented so the grain carries through the entire leg. They're thin and strong. After some trial and error, I mortised the tops of the legs and glued in loose vertical-grain tenons. Strength was my main concern because of the angle of the legs and the size of the shoulders. Originally the legs were one piece, but the orientation of the grain throughout the tenons was structurally weak, especially with a wedge. The final shaping was done with a spokeshave, rasp and an organic approach. I wanted the form of the table to be sympathetic to the tree from which it came. Honest, unadorned and simple.

Technical Details:

Materials: Black Walnut, Cherry

Finish: Shellac, oil and urethane

19 1/2"D x 52 1/2"W x 14 1/2"H

Price: Please inquire

NO. 930

Peter A. Sletten
11455 Tacoma Ave
Young America, MN 55397
(952) 467-4343
www.wbpmn.com

Born in Minneapolis - and raised in rural Carver County - Peter is a self-taught artisan who has refined his skill and style over two-and-a-half decades. As a designer and woodworker, the craftsmanship and joinery of a piece are as important as the actual design. His furniture has a timeless, classic feel - as well as being functional. Reusing reclaimed wood - and other materials - became central to his design when he began restoring a century old farmhouse more than 15 years ago. Rather than add to the exhaustion of our natural resources, he gives new life to materials from old barns and buildings - and even fallen trees.

Elm Tree Tenon Table

This table was designed and built by finding the materials and then using them in their current form to create this piece. All the wooden materials used for this table are recycled. The ash barn joists came from a local farm in Young America. The elm tree I used for this project died a few years ago, it was growing along my fence line. After all the bark had fallen off, an intricate design left by elm beetles was exposed. The tile artwork was made by Jo Mennessen, a local Waconia artist.

Technical Details:

Materials: Ash barn joists, an Elm tree trunk ... tree branch, with inlaid daisy tile artwork.

Finish: Brushed on Tungoil

36"D x 72"W x 29"H

Price: Please Inquire

NO. 931

Todd Williams
1004 Marion Ct. NE
Montgomery, MN 56069
(507) 364-5584
pktrwilliams@hotmail.com

As a 1975 graduate of Hennepin Co. Vocational School I have been in the woodworking industry ever since. After selling the cabinet shop in 2004 I decided on a less demanding (in some ways) career teaching cabinetmakers at the above school, now called Hennepin Technical College. A small shop in Montgomery keeps me busy when I am not teaching.

Arts and Crafts Hall Table

I have always liked the arts and craft style and needed a hall table. A friend called and asked if I was interested in a bunch of free locust logs. I picked them up, took them to the mill and had them sawn. It should have been a tipoff when the sawyer said "man is that stuff hard!" After building 2 end tables and a coffee table I found out it is also brittle. It has a nice look though and it was free.

Technical Details:

Materials: Locust

Finish: oil stain/ conversion varnish

20"D x 42"W x 32"H

Price: Please inquire

Lee Rickard
2212 Great Oaks Drive
Burnsville, MN 55337
(952) 431-1896
Wappo1@aol.com

I have always enjoyed making things. As a boy, I made model airplanes and toys. Home ownership brought repair and remodeling. When my children became adults, their requests included several beds and tables built to their design. Then I joined the Guild and acquired more knowledge about furniture design and construction. During the years I was on the Guild Board of Directors, the members were a source of encouragement to attempt more technical and exacting projects. My favorite wood is oiled cherry because it develops that beautiful deep reddish hue that improves with time. This sofa table, along with two Green & Green styled end tables are destined for our Wisconsin cabin.

Green and Green Sofa Table

This sofa table was made in the early Mission style developed by Green & Green. It follows the clean, practical, and unembellished mission style accented with ebonized inlays that tend to soften the rectangular lines. The table is approximately 50 inches long, 15 inches deep and 30 inches in height, and is constructed of cherry with ebonized maple accents. It is finished with danish oil and wax.

Technical Details:

Materials: Cherry and ebonized maple

Finish: Oil and Wax

15"D X 50"W X 30"H

Price: Not for Sale



Patrick Plautz
1004 S. Wedgewood Lane
Eagan, MN 55123
(651) 454 7121
www.patrickjsimagination.com

As in the movie “The Sixth Sense”, I see things. I feel I’ve been gifted in many ways but possibly none greater than the ability to visualize the end product. Whether it’s a sketch of a kitchen floor plan or a unique piece of wood, I somehow can see the finished product in my mind as early as a photograph. Using that, I immediately know where I’m going and only have to decide how to get there. The seeds of craftsmanship and imagination were planted in my youth. I hope you enjoy the results!

Five Year Table

That’s how long I’ve been walking past the birch top on this table. I bought it as a part of a pile of lumber for another project. It wasn’t until I came upon an interesting piece of Swiss pear that it all clicked. The table has a lot of different wood species: the top is crotch Birch Burl, legs are Swiss Pear, drawer fronts are Fiddle Maple, cross supports are Black Bean, drawer box is Bird’s Eye Santos Mahogany, and the small trim on top is Black Palm. The entire table is clear finished satin lacquer.

Technical Details:

Materials: birch, swiss pear, black bean, santos mahogany, black palm

Finish: satin lacquer

14”D x 68”W x 39”H

Price: Please inquire



NO. 934

A

Andy Wagner
4561 Cedar Lake Rd. S.
St. Louis Park, MN 55416
(612) 360-5968
sevsummiter@yahoo.com

I have been working off and on with rustic style furniture for 10 years or so. I enjoy using reclaimed wood and trying to highlight the natural beauty of the wood in the furniture I make.

Walnut Burl Table

This piece started with the walnut burl and I had an idea for a simple base that I had wanted to try. I thought the maple base would provide a nice contrast to the walnut and allow it to stand out.



Technical Details:

Materials: Walnut Burl and Maple
Finish: Tung Oil and Polyurethane
21”D x 60”W x 19”H
Price: Please Inquire

NO. 935

S

Steve Kelzer
1191 Victoria Dr.
Chaska, MN 55318
(952) 448-3179
kelzer@embarqmail.com

Steve has been woodworking in one form or another since he was in 4H at the age of 12 entering projects in the local county fair. A lifetime of learning and still not yet done!

Elm Table

This table was made from a stack of sticker strips which just happened to be Red and White Elm. A tribute to the disease of not being able to throw anything away.

Technical Details:

Materials: Red and White Elm
Finish: Polyurethane
13.5”D X 16.5W X 29.5”H
Price: NFS



Jeff Hand
335 B Ramsey Street
Saint Paul, MN 55102
(612) 710-2004

I took a shop course in the eighth grade and thoroughly enjoyed it. Unfortunately, our shop instructor was near retirement and his commitment to students was lackluster. Also, there was no heir apparent in the faculty. Other interests such as music, art and computers won my attention. Ultimately, I studied computer science and then graphic design in college. After 10 years in advertising and information technology, I found myself working in the high-stress world of Software Quality Assurance. A need for a distraction from the grind led to woodworking. I still work with technology but woodworking is my passion and the vehicle that brings me back to sanity after a day full of chaos.

Cantilever Table

I've always been fascinated by cantilever designs whether they be in engineering, architecture or furniture. My table was a bold attempt for me on many levels. Prior to this project the most complex things I had made were a few decorative boxes. The Cantilever Table represents a milestone for me as a novice because of its design, technically challenging geometry, and actual number of pieces involved in the construction. There are many pieces even though there are only three visual elements. I learned many things from this table and find myself continuing to ponder possible variations.

Technical Details:

Materials: Mahogany, Basswood, MDF

Finish: Water-based dye and shellac

26"D x 66"W x 29"H

Price: Not For Sale

Bart Genovese
11195 243rd St.
Scandia, MN 55073
(651) 210-4214
bart@BMGFineFurniture.com

Bart Genovese, owner and craftsman for BMG Fine Furniture, thoroughly enjoys woodworking. Since his childhood days spent helping his father make wooden toys, and during his career as a Mechanical Designer, Bart made woodworking his hobby and lifelong passion. In recent years, as he perfected his skills and designs, woodworking became Bart's business. He studied at Rosewood Studio in Almonte, Ontario under the tutelage of Ted Brown, Ron Barter, and Adam Kropinski. While at Rosewood; he learned that power tools, for all their strengths, are no replacement for a sharp hand tool and a keen eye to fine tune a fit between two parts, or to add the little details that complete the piece of furniture. Today Bart enjoys

designing and building custom furniture from his workshop near Scandia, MN; just down the road from his friend and Mentor, Mike Siemsen of Green Lake Clock and School of Wood.

Tusk Leg table

With a live edge maple top and ebonized legs. I sketched this table in my notebook over a year ago; originally I had planned to use bookmatched maple veneer with really nice quilted figure. At the last minute I decided to use a slab of hard maple with a really nice live edge that I picked up last year. I very much enjoyed seeing this table come together!

Technical Details:

Materials: Hard maple with live edge (top), ebonized red oak apron and legs, figured maple caps on legs.

Finish: Transtint alcohol dye on aprons and legs, catalyzed lacquer on top, legs and apron.

16"D x 43"W x 30"H

Price: \$1200.00

TURNINGS

NO. 938

Tim Heil
3800 Big Fox Road
Gem Lake, MN 55110
(651) 645-4659
tim@heiltruckbrokerage.com

My hobby is woodturning. That means I cut wood as it spins on the lathe. I enjoy turning everyday useful things. I make rolling pins, buttons, and tool handles, to name a few. My favorite woods are Apple, Buckthorn, and Cocobolo. My introduction to woodworking was High School Shop. I've always enjoyed the challenge of creating things by hand. I'm a member of the Minnesota Woodworkers and the Minnesota Woodturners. Both of these clubs promote understanding how to work with wood. Everyone is welcome at our meetings.

NO. 939

Top
This top was turned on a wood lathe. The body is a perfect sphere. The stainless steel axel was also shaped on a lathe. The steel upholstery tacks add visual interest. This piece is a collaboration. Bob Jensen did the assembly. Tim Heil did the turning. John Hauge did the finishing. Ken Schwichtenberg was the design consultant.

Bench Chisel

This bench chisel started out with a plastic handle. I cut the plastic handle off and turned a new wood handle for it. Now the tool looks better and feels better. It's a pleasure to have in my shop.

Technical Details:

Materials: Blue Mahoe Wood, Welding Rings and Steel Chisel Blade

Finish: Hand rubbed wax

1"D X 1"W X 6"H

Price: Not For Sale



Technical Details:

Materials: White Oak, Stainless Steel, Red Acrylic Paint

Finish: Red Acrylic Paint and Lacquer

3"D x 3"W x 6"H

Price: Not for Sale



NO. 940

Tim Heil
3800 Big Fox Road
Gem Lake, MN 55110
(651) 645-4659
tim@heiltruckbrokerage.com

My hobby is woodturning. That means I cut wood as it spins on the lathe. I enjoy turning everyday useful things. I make rolling pins, buttons, and tool handles, to name a few. My



favorite woods are Apple, Buckthorn, and Cocobolo. My introduction to woodworking was High School Shop. I've always enjoyed the challenge of creating things by hand. I'm a member of the Minnesota Woodworkers and the Minnesota Woodturners. Both of these clubs promote understanding how to work with wood. Everyone is welcome at our meetings.

Oak Drum

This drum was turned from 12 pieces of segmented Red Oak. The wood was scorched to contrast the summer and winter wood. This piece is a collaboration. Bob Jensen built the wood body, Tim Heil did the turning and Wayne Manthey stretched the hide and did the lacing.

Technical Details:

Materials: Red Oak and Deer Hide
Type of Finish: Burned and scorched
10"D x 10"W x 12"H
Price: \$400

NO. 941

Kevin Southwick
3640 33rd Ave S
Minneapolis, MN 55406
(612) 250-1756
kevinsouthwick@visi.com

Kevin Southwick is a furniture restorer and conservator in Minneapolis, MN. His business, Southwick Furniture Conservation also specializes in custom wood finishing serving furniture makers, cabinet shops, and homeowners. His articles on wood finishing topics have been published in American Woodworker and Woodshop News.

Collection of Bowls

I found the making of this collection of tiny bowls to be both rewarding and challenging. Some of them weigh about as much as a potato chip. They are made of maple burl, thuya burl, and bocote. They are finished with tung oil, shellac, and wax.

Technical Details:

2.5" Diameter
Materials: solid wood
Finish: all natural stuff
Price: \$60 - \$90



Wally Jacobson
1733 Stanbridge Ave.
Roseville, MN 55113
(651) 402-1227
WALLACE.JACOBSON@isd623.org

I'm the Woodworking Instructor at Roseville Area High School. Of all the woodworking I do, woodturning is my hobby. I find it to be creative, refreshing, and mind boggling all at the same time. I've been challenged by trying to use pieces that are what many would call not turnable. I always am surprised by what the wood teaches me during each endeavor.

Boxelder Bowl

Looking at this particular chunk of Boxelder I could see very good color and lots of curl. It was just too interesting to throw in the fire place.

Technical Details:

Materials: Boxelder and copper

Finish: Deft Oil

5 1/4" Diam. x 5 1/2" Height

Price: Not for sale



Richard Tendick
17760 Jaguar Path
Lakeville, MN 55044
(952) 435-6011
rtendick@hotmail.com

I started woodworking in my father's shop, then went on to take woodworking in high school and graduated from college with a degree in Industrial Education. After teaching woodworking and drafting for two years at the high school level, I went to work as an engineer for a paper converting company for 27 years. After retirement, I worked for a leading woodworking magazine as a freelance editor for several years. I am currently working as a contractor, a machine repairman and maker of Cryptex.

CRYPTEX VESSEL

This vessel will hold lots of valuables with the security of a lock with over 420,000 possible combinations. To open, dial in the four-letter word between the dots. Lift up the knob, give the top a slight counter-clockwise turn and then lift it off. The lock was inspired by the cryptex in Dan Brown's "The DaVinci Code" movie and is based on a bicycle combination lock.

Technical Details:

Materials: Cherry and Maple

Finish: Shellac sealer, gel stain and lacquer
2" dia X 16" high

Price: \$1500



Chuck Pitschka
12425 Pioneer Rd
Minnetonka, MN 55343
(952) 935-0660
eclecticwood@comcast.net

I began woodworking early, preteen. Tools were fascinating to me. My grandfather was a blacksmith, so it is in my blood to work with my hands! It is most exciting when I have a project going. Industrial Arts was my favorite class in school. I am mostly self-taught and have always read woodworking magazines, plus attended demos and seminars relating to crafts. I am a longtime member of the Minnesota Woodworkers Guild, the Minnesota Woodturners Association and the American Association of Woodturners. Over the years my pieces have been shown at the Rochester Art Center, Hopkins Center for the Arts, Douglas-Baker Gallery and the Xylos Gallery.

Lidded, treasure box

Cherry and Thuya burl, Ebony top & bottom. A display of “form” is what I was trying to show with this low profile-lidded box, an exquisite form that bids you to view what is somewhat hidden beneath, at the underside of the box.

Technical Details:

Materials: Cherry & Thuya burl, Ebony top & bottom

Finish: shellac/wax

5 1/2”Diam X 3”H

Price: \$525



EVERYTHING ELSE

NO. 945

Steve Tomashek
1231 St. Clair Ave Apt #8
Saint Paul, MN 55105
651-699-2403
stomashek@earthlink.net

Steve lives and works full-time as an artist in Saint Paul. Following an obsession for all things miniature and a passion for whittling he picked up as a kid, he has created thousands of tiny, detailed and meticulously painted little critters since he started his career more than ten years ago.

Rouge Wave Miniature

I've wanted to work inside a shadow box format for some time so when I found an inexpensive option offered by IKEA I jumped at the chance.

This project always involved a pirate ship but the original design, which called for a sea monster, was scrapped in favor of the rouge wave. The sails on the ship were cut from shavings. The papers are commercially available.

Technical Details:

Materials: Basswood

Finish: Acrylic Paint

3"D x 7"W x 5"H

Price: Please Inquire



NO. 946

Cindy Vargas
558 Vandahlia St. N. #208
St. Paul, MN 55114
(952) 657-6933
www.threeelementsstudios.com

Cindy Vargas has been designing and building furniture since 1990. She received her degree in woodworking and furniture design from the Oregon College of Art and Craft and has operated her studio furniture company, Three Elements Studios, for the past 15 years. Taking her cues from nature, historical furniture forms and music and dance, she loves exploring shapes, curves and compositions in wood.

Cindy's one-of-a-kind pieces have appeared in many publications and she has been the recipient of numerous awards. She has shown in many exhibitions including Good Wood: Furniture and Objects from Sustainable Materials at the Pasadena Museum of California Art. Her commissions include a sculptural pedestal for the Los Angeles Philharmonic which is on display at the Walt Disney Concert Hall as well as commissions for many private residences, restaurants, a hotel and retail spaces.

NO. 947



Black Walnut Stand
Simple yet elegant, this black walnut stand is a true testament to the beauty of wood. Beeswing figure and other natural imperfections are its hallmarks. Solid copper and 100-year old rosewood make up the details. A hand-rubbed oil finish bring out the luster. The height and angle are adjustable.

A beautiful piece of wood,
A musical instrument,
a particular style of design...

The inspiration for a music stands might come from any or all of these elements. In this solid walnut stand the treble clef, the art of Gustav Klimt and the natural world all flow together into a statement of exquisite and original artistry. Its spiraled base unfurls and is echoed in the hand-carved board. Solid copper accents and a hand-rubbed oil finish add to the warmth and beauty of this piece.

Technical Details:

Materials: Walnut, copper, rosewood

Finish: Oil

15"D x 25"W x 54"H

Price: Please inquire



Technical Details:

Materials: Walnut, rosewood, copper

Finish: Oil

13"D x 24"W x adjustable height

Price: \$3,800

Mike Pfeifer
11326 Rosemill Lane
Champlin, MN 55316
(612) 239-6041
mikepfeifer@comcast.net

Technical Details:
Materials: cedar, white oak, cherry
Finish: Cetol (Sikkens deck finish) and Interlux
brightside polyurethane
17'D x 4'W x 15"H
Price: Please Inquire

I've been a woodworker for over twenty years making cabinets and furniture. My passion is in building boats and this is my ninth effort to date. This boat has tons of history attached to it and I'm sure it will be a pleasure to row. I'm married, have two children, and work at home in a three stall heated garage. I hope to be making boats for many years to come.


Rangeley Boat

The Rangeley Boat is a distinctive American sporting boat that has been in use on the Rangeley Lakes of Maine since 1900. It was well known to past generations of fishermen for its numerous excellent qualities. The original boats were "double enders" meaning they were pointed on both ends. Some time after WW1 increasing use of outboard motors forced a revision of the transom stern. The lines for this boat came from a boat built by H. N. Ellis around 1930 for the Red Spot Fishing Camp on Lake Umbagog, the most southerly and westerly of the Rangeley Lake chain. That boat has been in service every summer since and is still tight and sound.



Dillon Olson
 302 N. 35th St.
 Clear Lake, IA 50428
 (641) 357-6249
 dlolson@netins.net

I was born and raised in Minnesota. I spent four years in the Navy and 35 years as a power lineman foreman in Iowa. I have always had a passion for woodworking starting in high school shop class and throughout my life creating projects for our own enjoyment as well as for family and friends. Now that I am transitioning into my new life of semiretirement and having more time and patience gives me the opportunity to be more creative. Always having built practical and utilitarian projects, I find myself exploring the excitement of the artistic side of woodworking, thanks to my wife's encouragement.



Redeemed

A friend, knowing my passion for the art of working with wood, was thoughtful enough to salvage some yew for me that was destined for his fireplace. After milling and discovering the hidden character and beauty of the wood, I was inspired to create a jewelry box for my wife. The jewelry box and lower accent shelves are yew which are cradled within laminated cherry legs.

Technical Details:

Materials: Laminated Cherry, Yew, Maple

Finish: Shellac, wipe-on polyurethane, paste wax
 21"D x 25"W x 56"

Price: Not for Sale



sawing, kiln drying, milling, lumber sales
Hardwood floor sales and service

Phone (320) 245-6909

Cell (218) 522-0952

Fax (320) 245-6900




Blue Sky Galleries



Showroom of Fine Woodwork

Custom wood furnishings and artful accessories by local artisans.



Offering classes in Woodworking & Upholstery

Northrop King Building

1500 Jackson St. N.E. Suite 295 Mpls, MN

Open Wednesday through Saturday, 10am-5pm

First Thursday of each month until 9 pm

(612) 789-9868

www.blueskygalleries.com

Richard J. Gotz
415 Wedgewood Lane N
Plymouth, MN 55441
(763) 544-7278
richardgotz@comcast.net

Richard is a senior systems engineer for the Siemens Transportation Systems Division, and is currently working on the Long Island Rail Road commuter train project located in Jamaica, New York. On most weekends and evenings you will find him in his shop working on furniture projects. His enthusiasm for woodworking was spawned at the age of ten, when he and his father built a twelve foot fishing boat out of plywood, and a large tool chest for hand tools. Richard was president of the Minnesota Woodworkers Guild and chairman of the Northern Woods Exhibition from 1996 ~ 2001.

Shoji Lamp

This lamp was inspired by the rectilinear Shoji Lamp that I designed and entered in the 2004 exhibition. For version #2 I decided to venture into the non-rectilinear world of bent lamination. The Japanese character for 'Love' etched in the glass top was a two step sandblasting procedure performed by Boom Glass & Works. A three way touch switch is disguised in amongst the rocks



in one of the three legs. The Faux Bamboo legs were turned from maple and dyed a bright lemon yellow and then lightly covered with gel glazing stain. The legs are attached to the body with Lignum Vitae.

Technical Details:

Materials: Faux Bamboo (Maple), Ash, Lignum Vitae, Glass, Stones

Finish: Miniwax Antique Oil (legs), Maloof Oil/Varnish (body), and General Finishes High Performance Waterbased Polyurethane (top of legs and underside).

18" Dia x 39" H

Price: \$2400



NO. 951

Timothy Roseth
19008 Townline Road
Minnetonka, MN 55345
(952) 474-2815
t_roseth@comcast.net

I have been making furniture as an avocation for about ten years. The furniture I design and build in my Minnetonka shop are 20th century American and Asian inspired. I work with wood and metal.

It's made mainly from a single plank of bubinga and I wanted to showcase this fairly rare board. The design is an abstracted yin-yang. The legs are similar to other pieces I've made.

Technical Details:

Materials: Bubinga, maple, copper

Finish: oil, shellac, polyurethane

84"D x 40"W x 19"H

Price: Not for sale



The mission of SAPFM is to pursue the following goals:

- To create a forum for the understanding, education, and appreciation of American period furniture
- To develop and encourage the use of standards and ethical practices in the reproduction and conservation of period furniture
- To offer membership to all with an interest in period furniture
- To assist members with the identification and location of resources including people or organizations having specialized expertise
- To conduct public exhibitions for the recognition of members' work

SAPFM is proud to sponsor an award at the 2009 Northern Woods Show

Join SAPFM today and enjoy:

- *American Period Furniture*, SAPFM's annual journal
- the SAPFM website featuring access to articles, plans and a forum to post questions and participate in discussions
- participation in regional chapter events
- opportunities to network with others having similar interests
- eligibility to register for SAPFM conferences and exhibitions
- an online gallery where member work is displayed
- quarterly newsletter *Period Furniture*
- discounts on SAPFM publications and more



*Society of American
Period Furniture Makers*

Visit us at www.sapfm.org

NO. 952

Paul S. Holte
911 Holmes St. S.
Shakopee, MN 55379
(952) 496-2565
PSHWoodworker@Comcast.Net

This woodworker, P.S.Holte, is a seasoned and grizzled Psychologist, Cabinet Maker, and Furniture Builder. He has trained as an industrial educator and as a cabinetmaker.

Bed

This queen size bed was requested as a gift. Design included half-a-day of furniture store window shopping, net surfing and discussion of limiting factors. Arts and Crafts movement influences are apparent in this heirloom quality work.

Technical Details

Materials: Quartersawn White Oak and Soft Maple

Finish: Clear satin Varathane oil base varnish
84"D X 64"W X 48"H

Price: NFS



Mike Siemsen
9912 Green Lake Trail
Chisago City, MN 55013
(651) 257-9166
mike@schoolofwood.com

Mike Siemsen is a lifelong woodworker. He runs his own furniture shop in Chisago City, MN where he designs and builds custom pieces and reproductions. He also sells Tall Clock movements under his Green Lake Clock Company banner. His new enterprise, Mike Siemsen's School of Woodworking, is off and running. Course offerings can be seen at schoolofwood.com.



Daybed for Nel

I had promised to make my daughter a bed. She was very patient and waited about two years for me to finish it. I designed around the space it needed to fit in, how she wanted to use it, and the materials I had on hand. The arms are wide to set things on limiting the need for a night stand and to make it look more like a sofa. There is a trundle underneath for guests to pull out and use during sleep overs, it could also be used for storage. Now I need to design some way to get her out of it!

Technical Details:

Materials: Cherry, Bird's-eye Maple, Maple

Finish: Lacquer over Shellac

44"D x 86"W x 39"H

Price: Please inquire.



Dan Bredemeier
 The Wooden Map Company
 3009 Bryant Avenue South
 Minneapolis, MN 55408
 (612)-824-0794
 www.WoodenMaps.com

Dan turned a hobby into a career in 2006. A wooden map combines his woodworking skills and species knowledge with cartography, geography, history and calligraphy. In addition to maps Dan also does other work with veneer and marquetry. He has over twenty years of experience. As a past national president (now vice-president) of the American Marquetry Society you can catch up with him at any of the monthly meetings with the group.

NO. 955

Winnie-the-Pooh Cartoon

This is more of an example of illustration with a marquetry background. Ink picks up where the wood leaves off. This piece is going to be donated to a hospitalized little girl in Texas. I found the original illustration in a children's book, then transferred it to wood. A lot of artistic license can be used when recreating a cartoon image. About 800 separate pieces were used, about 100 different species.



Antique Map of the World

This piece is a map of the world circa 1570. It is meant to recreate the beauty that old maps had in the days of exploration. The background ocean is bleached, quilted Maple. The elaborate legends are done with about thirty different species of wood. Every different color is a separate piece of wood. The shading was done by scorching the wood in a pan of hot sand. The writing was done with a drafting pen. No power tools were used making this. The frame is made from Padauk. It is finished with three coats of polyurethane over two coats of dewaxed shellac sealer.

Technical Details:

Materials: Plywood, veneer.

Finish: Shellac sealer, polyurethane.

1"D x 21 1/2"W x 29 1/2"H

Price: \$400 (custom commissions available).

Technical Details:

Materials: Plywood, veneer.

Finish: Shellac sealer, polyurethane


1"D x 18"W x 24"H

Price: NFS

NO. 956

Gerri Summerville and
David Clemens
509-1/2 First Avenue Northeast
Minneapolis, MN 55413
(612) 788-1333

Gerri Summerville and David Clemens have been making stuff since 1997, under the name of Left of Center. Besides David's passion for photography and cooking, and Gerri's passion for everything except mean, crabby people, we also have passion for utilizing tried and true building techniques which helps achieve our goal of having our creations endure the test of time in order to be passed on to future generations. It is our contribution to green. Our Favorite Era is the 1940s.



Estelle

You step out of your car and breathe the slightly crisp air. As you make your way towards your favorite relaxing spot, the only sound you hear is an angry seagull. You set down your bag and decide to appreciate the last moments of daylight on your Mahogany swing. The last rays of sun are striking the stylized compass-star Abalone inlay, making it glow. The carving around the star is an explosion of light and shadow. You rest gently against the sculpted arm as the black sailing line gently swings you back and fro. You realize there is only one thing missing...the clinking of ice against a glass.

Technical Details:

Materials: Ribbon Stripe Mahogany

Finish: Epifanes Marine Varnish

38"D x 75"W x 48"H

Price: Please Inquire, custom available

NO. 957

Al Frank
6619 Parkwood Lane
Edina, MN 55436
(952) 938-3841
al.frank@learningmasters.com

Amateur Woodworker.

Carved Sign

We bought a lake cabin and wanted to have a sign by the road. I used this opportunity to do some incised letter carving and relief carving. The

decorative oak-leaf wreath was patterned after 4 oaks leaves found on our property. I gilded the carving with 24 k gold leaf.

Technical Details:

Materials: Red cedar and basswood

Finish: Paint and 24 k gold leaf

2"D X 28"W X 16"H

Price: NFS

Andre Plante
3944 23rd Ave S
Minneapolis, MN 55407
(612) 998-5039
andre@cabinetnetworksonline.com

I've been woodworking for over ten years. I like the visual aspect of Mandalas, they help focus and calm the mind. I like the challenging aspect of the design and work involved in producing these.

Carved Mandala

Mandala (*Sanskrit mandala* "essence" + "having" or "containing", also translates as "circle-circumference" or "completion". In

various spiritual traditions, mandalas may be employed for focusing attention; as a spiritual teaching tool; for establishing a sacred space). This is a carved Mandalas meant to be hung on a wall. Circular designs such as this have been created as far back as history can reach. Their meanings are varied depending on the context in which they were created and the cultural environment. From eastern to western culture you can find circular patterns in temples and churches alike.

Technical Details:

Materials: solid Oak

Finish: Stained with a catalyzed lacquer top coat
36"x36"

Price: \$1800.00



NO. 959

Cecilia Schiller
1720 Madison Ave NE Suite 100
Minneapolis MN 55416
(651) 917-6493
www.schillerwoodcarving.com



In addition to woodworking, sculptor and woodcarver Cecilia Schiller enjoys a good laugh. “Sometimes life can feel pretty serious, especially with all the challenges we face recently. So I just hope that my whimsical pieces can lighten viewers’ loads for a moment or two.” Cecilia works from her studio at the Casket Arts Carriage House in NE Minneapolis where she’ll be part of Art-a-Whirl (Artist studio visits) this coming May 15-17.

“Monkey Man Talks and Thinks at the Same Time”

Automaton- a moving mechanical device made in imitation of a human being.

I’ve always been intrigued by automata, but found trying to make functioning gears really frustrating. A workshop with Per Helldorff last fall changed all that. Monkey Man is my first automaton since the workshop, but I suspect he’s a character that will reappear in future automata.

Technical Details:

Materials: Basswood, Cherry, Walnut, Birch, Oak, nylon, plastic hair.

Finish: Wood dyes, oil paint, shellac, oil finish.
9”D X 9”W X 12”H”

Price: Please Inquire

NO. 960

“Wake Up and Smell the Roses”

My studio is a part of the Casket Arts Building. In the fall we have an annual event called “Open Casket”. The idea for this piece was conceived in the moment that I heard the name, although it took me until the spring to birth the actual piece. The automaton sits atop a box for cremation ashes.

Technical Details

Materials: Walnut Basswood, Butternut, Birch and Maple.

Finish: Wood dyes, oil paint, shellac and oil and varnish

7”D X 13”W X 15”H

Price: Please Inquire.



NO. 961

Michael Trosman
3304 47th Ave S
Minneapolis, MN 55406
(612) 722-3328
michael.trosman@earthlink.net

I spent September 11, 2001 at Frank Lloyd Wright's "Loveness House" outside of Stillwater, Minnesota. It was strange to be in such a lovely place while knowing something so horrendous was going on elsewhere. The reason I was there was to work on some television programs about Chinese art. (I was planning to show how FLW was influenced by Asian architecture, but the Loveness footage never made the final cut.) This was when I first saw Wright's amazing lamps, but it wasn't until just a few weeks ago that I decided to build this one.

Taliesin Lamp 2.5

Other than a couple of photographs, I didn't have much to work with, so it was challenging and fun to determine the right proportions for this lamp. There is a similar table lamp which seems to be known as "Taliesin Lamp 3," and a floor lamps that is referred to "Taliesin Lamp 2." Mine is kind of a cross between the two so I call it Taliesin Lamp 2.5. I did take some liberties with the design that include making the sides of the shades jut out past the faces, and hanging the shades on the protruding squares rather than nailing them to the pillar. This blockier styling made me want to build it out of mission-stained oak, but I really wanted the light bouncing off of the warm hues of the cherry. I think it will look better once the cherry develops its caramel colored patina.

Technical Details:

Materials: Cherry, MDF, Electric Lights

Finish: Oil Urethane

20"D X 20"W X 85"H

Price: Please Inquire

NO. 962

Charlie Kocourek
6330 Arthur St. NE
Fridley, MN 55432
(763) 572-3837
charlie@jack-bench.com

I have been interested in woodworking since I was in the 8th grade. Several years ago I decided to pursue that interest and I never looked back. I consider every project an opportunity to develop and refine my woodworking skills.

Lady Slipper Carving

The Showy Lady's Slipper, an orchid; is the Minnesota state flower. There is something special about wood carving. I enjoy the act of carving as much if not more than the actual results. I carved this plaque several years ago. It is one of the very first carvings I ever did.

Technical Details:

Materials: Butternut

Finish: Wax

1-1/4"D x 11"W x 14"H

Price: Not For Sale



Over **60** Years
1945
of Industry Experience



ASK FOR YOUR
FREE 540 PAGE
BUYERS GUIDE!



YOUR WOODWORKING HEADQUARTERS!

PLYMOUTH, MN
494 and Rockford Rd.
763-559-8665 • 866-681-8665

DULUTH, MN
4332 Grand Ave.
218-628-3523 • 800-710-1869

BEMIDJI, MN
2025 30TH St. NW
218-444-8665 • 800-286-6268

ACME TOOLS

BUILDING • REMODELING • WOODWORKING • LANDSCAPING™

www.acmetools.com • info@acmetools.com

9 Locations To Serve You In Minnesota, Iowa and North Dakota!

QUALITY • SELECTION • SERVICE • VALUE

10" 3 Hp Unisaw® with 52" Biesemeyer® Fence
Model 36-L352K

CALL FOR PRICING

- 3 Hp, 1Ph, 230V motor,
- 4,300 RPM blade speed
- 52" Biesemeyer® fence
- rips 52" R and 13-1/2" L
- 3-1/8" max cut depth;
- 13/16" max dado width

Includes: Biesemeyer® fence,
table board, drawer and legs



DELTA



1,100 CFM Dust Collector
Model 708636CK

\$399.99

- 1-1/2 Hp motor,
- 1,100 CFM
- "V" weave canister filters up to 6x more than filter bags
- Filters particles as small as 2 microns



SERVICE

We have factory trained technicians who do authorized warranty repair for most brands of power and pneumatic tools. With a reliable service department at each of our locations, we'll have your tool up and running in no time! Whatever your sharpening needs are, Acme Tools is always on the cutting edge! We sharpen router bits, shaper cutters, boring bits, jointer / planer knives, chisels, scissors, kitchen knives, landscaping and garden tools or just about anything with an edge.

1-3/4 Hp VS Fixed Base Router
Model 690LRVS

\$164.99



PORTER CABLE

5" Low Profile Random Orbit Sander Kit
Model 390K

\$129.99



NEW!

Benchtop Router Table
Model PRS2000

CALL FOR PRICING

- 16" x 24" table
- 16" height
- Rugged steel frame
- Independent fence faces for use as vertical jointer



Kreg

Fine Thread Pan Head Screws for hardwood face frames

Fine Thread Maxi-Loc Screws for hardwood to hardwood

13 Pc. 1/2" Shank Bit Set
Model 91-100

Call For Pricing

freud

- V grooving to flush trimming and from chamfering to dovetailing
- 1/2" shanks on all carbide tipped bits

Includes:
Project DVD and wooden storage box



ROCKLER
WOODWORKING AND HARDWARE



Stop by our store in Plymouth, MN for all your Rockler needs.

Can't make it to the store?
Free shipping available!

12" Deluxe Dovetail Kit
Model 4212 **\$169.99**



Mike Siemsen's School of Woodworking

schoolofwood.com

We have a great line up of classes for 2009! Not only will you get to work with Mike but also some fantastic visiting instructors like **Garrett Hack**, **Mary May**, and **Tom Schrunck**. With a maximum of 9 students in a class you will get plenty of one on one time with your instructors. We will be offering weekend and week long classes. Check our class schedule online. We are located just 30 miles north of St. Paul, MN. Develop your skills in small classes in a pleasant rural setting. Work at your own speed to practice traditional joinery primarily using hand tools. We want our classes to be fun and relaxing as well as educational. Snacks and beverages will be on hand throughout the day and a healthy lunch will be provided. The shop is air conditioned. Visit my website at www.schoolofwood.com for more information.

Phone: 651-257-9166

e-mail: mike@schoolofwood.com

Forest Products Supply, Inc.

Hardwood lumber supplier since 1972

We have the best selection of domestic and exotic hardwood lumber in the Twin Cities. Bring this ad in and receive 10% off your purchase of \$30.00 or more on hardwood lumber. Guild members receive 20% off with this ad.

Forest Products provides:

- Seventy different species of lumber in stock
- 10% discount on lumber to guild members
- Cabinet grade plywood (nearly any plywood can be custom ordered)
- Exotic one of a kind turning stock
- Slab lumber up to 4 inches thick and 24 inches wide
- Sanding services (36 inch time saver)
- Planning services (24 inch planer)
- CNC custom cutting services
- Resaw services (resaw up to 12 inches)
- Free advisory services on your furniture or cabinet project

LOCATION:

1 Light North of Hwy. 36 on Hwy. 61
Northeast Corner



HOURS:

9:00 a.m. - 8 p.m. Monday-Thursday
9:00 a.m. - 5 p.m. Friday
9:00 a.m. - 3 p.m. Saturday
Closed - Sunday



FOREST PRODUCTS SUPPLY INC.

2650 East Highway 61
Maplewood, MN 55109

Phone (651) 770-2834 • Fax (651) 770-3376

www.forestproductssupply.com

NO. 963

Dennis Chilcote
2853 - 41st Avenue South
Minneapolis, MN 55406
(612) 729.0878
chilc001@tc.umn.edu

Dennis grew up in northern Minnesota, and at an early age came to love the leafy world beyond the back door. His grandfather filled him with stories of an early wilderness and firmly rooted him to the land of black spruce bogs and many lakes. Growing up, he spent his free time in his father's workshop or roaming the woods, experimenting with the possibilities of craft in nature. He participates in the expression of art through craft by combining fine woodworking with traditional crafts, particularly basketry, using materials harvested from our native forests.

Black Ash Basket

This basket is woven from black ash splint, and has a turned lid of bird's eye maple and a knob of black ash burl. The rim is birch. The splint is prepared by cutting a black ash tree, removing the bark and pounding the log until the annual rings separate from one another. The annual rings are then split in half (thickness), then split again to provide very thin splint. The splint is then planed to a uniform thickness. This thin splint is finally slit to the appropriate width for weaving. The basket is woven over a handmade mold. The lid, knob and rims are finished with linseed oil. The splint is unfinished.



Technical Details:

Materials: Black Ash and Bird's Eye Maple
Finish: linseed oil
4.5" dia by 3.5" tall
Price: NFS

NO. 964

Ho Chunk Cradleboard

Although rarely found today, in the past Native Americans used cradleboards all across North America to carry their infants. Not unexpectedly, the designs of the cradleboards varied widely among the various nations. This cradleboard is based on examples of Ho Chunk cradleboards in the collection of the Smithsonian and the Milwaukee Public Museum. It replicates a cradleboard I made earlier this year for a couple that could not find a Native American craftsman skilled in the art of making cradleboards in the Ho Chunk tradition. This cradleboard is made from white pine, white ash and rawhide. The linseed oil finish is not traditional.

Technical Details:

Materials: white pine, ash, rawhide
Finish: linseed oil
31" L x 12" W X 11" H
Price: NFS

Great Woodworkers Finish Here

When it comes time to finish that project that you've worked so hard on, visit Hirshfield's Decorating Centers. We have the stains, finishes, waxes, lacquers, applicators and expert advice you need to "finish" your job beautifully.

**ML CAMPBELL Lacquers & Specialty Finishes • Shellacs • Waxes • Tung Oils
Stains & Finishes from Old Masters and Benjamin Moore • Varnishes
Polyurethanes • Hirshfield's Custom Stains & Finishes • Custom Stain Matching**

Mention the Woodworkers Guild for a discount on these fine products.

Hirshfield's

30 Neighborhood Locations • Visit hirshfields.com • Family-owned Since 1894

ALEXANDRIA • APPLE VALLEY • BAXTER • BEMIDJI • BLAINE • COON RAPIDS • EAU CLAIRE • EDEN PRAIRIE • ELK RIVER • EDINA • FARGO • HOPKINS
HUDSON • LAKEVILLE • MAPLE GROVE • MAPLEWOOD • MINNEAPOLIS • MONTICELLO • PLYMOUTH • RICHFIELD • ROBBINSDALE • ROCHESTER
ROSEVILLE • SAVAGE • SHAKOPEE • ST. CLOUD • UPTOWN • WAYZATA • WEST ST. PAUL • WOODBURY

NO. 965

Bob Kraby
848 Case Ave.
St. Paul, MN 55106
(651) 776-5318
woodbkraby@yahoo.com

Bob got into woodworking nearly 8 years ago when he began a 2 year cabinetmaking program at St. Paul Technical College. After graduation, he started working part time and is now full time at Forest Products Supply in Maplewood. He enjoys building small art projects in his home workshop. His latest obsession is marquetry. After taking one of Mark Laub's weekend classes last summer I was hooked by marquetry. The technique Mark

teaches made it fun and fairly simple. The wood selection, grain direction, cutting and sand shading became hypnotic and I found myself wanting to put more and more detail (pieces) into the pictures. All the pieces are natural in color. There were no dyes or stains used.

Technical Details:

Materials: Walnut, Maple, Bird's Eye Maple, Poplar, Jatoba, Purple Heart, Morado, Sycamore, White Oak, Bubinga, Cherry, Blue Pine.

Finish: Tung Oil & Wax Finish

1"D x 12"W x 8 1/2"H

Price: \$500 for both

NO. 966

Patrick Plautz
1004 S. Wedgewood Lane
Eagan, MN 55123
(651) 454 7121
www.patrickjsimagination.com

As in the movie “The Sixth Sense”, I see things. I feel I’ve been gifted in many ways but possibly none greater than the ability to visualize the end product. Whether it’s a sketch of a kitchen floor plan or a unique piece of wood, I somehow can see the finished product in my mind as early as a photograph. Using that, I immediately know where I’m going and only have to decide how to get there. The seeds of craftsmanship and imagination were planted in my youth. I hope you enjoy the results!

Photograph Display

I started with a unique piece of deteriorating cherry that had a lot of character but no structure. I added a walnut edge for accent and strength. While attractive in it’s own right, it occurred to me that this would create a great opportunity to display some of my photographs. Mounting them on 1/8” Masonite gave the photos strength and depth and raising the pictures 1/4” off the surface of the cherry created a shadowbox effect. In addition, bolting them on allows for future changes of photos.

Technical Details:

Materials: cherry, Peruvian walnut

Finish: clear satin lacquer

1”D x 12”W x 44”H

Price: please inquire



NO. 967

Steve Kelzer
1191 Victoria Dr.
Chaska, MN 55318
(952) 448-3179
kelzer@embarqmail.com

Steve has been woodworking in one form or another since he was in 4H at the age of 12 entering projects in the local county fair. A lifetime of learning and still not yet done!

This is a collection of examples of parquetry which can be used as wall hangings or incorporated into furniture. Enjoy!

Technical Details:

Materials: Assorted veneers and MDF

Finish: Tung Oil

12 pieces averaging 10” X 12”

Price: Please Inquire



Dale Johnson
5993 Ambassador Blvd.
St. Francis, MN 55070
(763) 753-3160
johnson.mn@juno.com

I am always looking for new challenges and experiences in my work. Building guitars is my most recent adventure. I have always said a woodworker's best friend is his music during the long lonely hours in the shop. Woodworking and Music can be similar as a form of personal expression. I have learned that music and woodworking transcends generations as many of my high school woodworking students are currently building acoustic and electric guitars. We are learning together like all woodworking disciplines. Luthierie has its own nuances, tricks, specialty tools, materials and learning curve. Hope you enjoy the two variations.

Guitars

The guitars on display are combinations of styles and techniques which have intrigued me. The cutaway style seems to be all the rage today. Luthierie tradition dictates certain materials for each component of a guitar. I am interested in discovering for myself how the material selection effects sound and tone. The guitar industry is one of the largest consumers of rare figured woods. The maple and walnut in the two guitars displayed was taken from boards in my lumber pile.

Technical Details:

Materials: Walnut, Maple, Spruce, Mahogany, Ebony, Abalone

Finish: Nitrocellulose lacquer

25.4 inch scale

Price: Please Inquire





ROCKLER®

WOODWORKING AND HARDWARE

Create with Confidence™



Rockler's Exclusive Torsion Hinge - 29002

Satisfy your most important clients

The best projects aren't for, or about yourself. And when someone special is involved, safety is even more critical. With an innovative torsion mechanism tested to 25,000 cycles, our new Lid-Stay Hinges hold lids open at almost any angle so her fingers stay secure and your mind stays at ease—another way Rockler helps you *Create with Confidence*.

Rockler Woodworking and Hardware - Since 1954

Minneapolis • 3025 Lyndale Ave. S. (612)822-3338 • Burnsville • 2020 W. Cty. Rd. 42 • (952) 892-7999
Maplewood • 1935 Beam Ave. (651) 773-5285 • Minnetonka • 12995 Ridgedale Drive • (952)542-0111



For a store near you or free catalog visit

Rockler.com

1-877-ROCKLER

Exhibitor's Index

A

Anderson, Tim 14

B

Beutel, Jerry 11, 22
Bredemeier, Dan 49
Brower, Josh 29

C

Chilcote, Dennis 56

F

Ficke, Joel 16
Foord, Karl 12
Frank, Al 50

G

Genovese, Bart 20, 34
Glaser, Garrett 26
Gorman, Timothy 23
Gotz, Richard 45
Grabski, Brian 27

H

Hand, Jeff 34
Heil, Tim 36
Holte, Paul 47

J

Jacobson, Wally 37
Jentz, Craig 18
Johnson, Dale 59

K

Kelzer, Steve 33, 58
Knudson, Roger 15
Kocourek, Charlie 53
Kraby, Bob 57
Kubalak, Tony 17

L

Laub, Mark 18
Levy, Burt 19

M

Mittelsatedt, David 15, 20

N

Nichols, Joel 25

O

Olson, Dillon 43

P

Pfeifer, Mike 42
Pitschka, Chuck 24, 39
Plante, Andre 51
Plautz, Patrick 32, 58

R

Rickard, Lee 31
Roseth, Timothy 46

S

Schiller, Cecilia 52
Schultz, Dick 10
Schulzetenberg, Peter 21
Scobie, Paul 9
Siemsen, Mike 28, 48
Sletten, Peter 30
Sorenson, Robert 12
Southwick, Kevin 36
Summerville, Gerri 50

T

Tendick, Richard 38
Theis, Jesse 29
Tomashek, Steve 40
Trosman, Michael 53

V

Van Hoven, Jim 23
Vargas, Cindy 41

W

Wagner, Andy 25, 33
West, Rutager 10
Williams, Todd 30

NOTES

YOUNGBLOOD

LUMBER CO.

Wholesale supplier since 1876

- FAST SHIPMENT AND DELIVERY
- FINE QUALITY CABINET GRADE MATERIALS
- ONE ON ONE SERVICE REPRESENTATIVES
- WIDE RANGE OF INVENTORY
- COURTEOUS KNOWLEDGEABLE SERVICE
- MATERIALS SORTED OR SELECTED SPECIFICALLY FOR YOU

Wholesale prices to guild members

HARDWOOD

Lumber and
Plywood

SOFTWOOD

Lumber and
Plywood

SPECIALTY

Panel
Products

MEGANITE

Solid
Surface

MYSTERA

Solid
Surface

NEVAMAR

Decorative
Laminate

OFFICE HOURS
7:30AM-4:00PM

YARD HOURS
7:30AM-3:45PM

SATURDAY HOURS
8:00AM-11:45AM

1335 CENTRAL AVENUE NE • MINNEAPOLIS, MN 55413

612-789-3521 • 800-933-1335 • FAX 612-789-9625

Web Site: www.youngbloodlumber.com

