

Twenty-Eighth Annual

Northern Woods

An Exhibition of Fine Woodworking



Photo by Ramon Moreno

Kwilla Sideboard by Craig Johnson

2010 Best in Show



Southdale Center
Edina, Minnesota
28 April - 1 May 2011
Minnesota Woodworkers Guild
www.mnwwg.org





Send Us Your Story

Many of the stories in American Woodworker are written by people just like you: talented folks, passionate about the craft. We're always looking for fresh voices and new faces. Join us in sharing your love of woodworking.



Check out these opportunities:

Project Plans

Big or small, tell us about your pride and joy.
Email us at stories@americanwoodworker.com.



Workshop Tips

Have you built a better mousetrap?
Email us at workshoptips@americanwoodworker.com

Shop Layout

Go ahead, brag about your workshop.
Email us at myshop@americanwoodworker.com



Techniques

Got a special way you do things?
Email us at techniques@americanwoodworker.com

You may also mail your proposals to us at
Story Ideas, American Woodworker magazine,
1285 Corporate Center Dr., Suite 180,
Eagan MN 55121.

American
Woodworker
MAGAZINE

Table of Contents

Welcome	4
Award Descriptions	7
Judges' Biographies	8
Entries	10
Exhibitors' Index	54

Southdale

An American Original - A Minnesota Tradition

Southdale is pleased to host the twenty-seventh annual edition of The Minnesota Woodworker's Guild Northern Woods Exhibition of Fine Woodworking. We anticipate many positive responses from our customers who appreciate the arts, and we have found our work pleasantly surprises newcomers to the exhibit who are shopping at Southdale Center. It's easy to get caught up in the amazing craftsmanship and forget what you came for!

This show displays the high level of artistic talent the Minnesota Woodworkers' Guild represents. The pieces in the show are made by hard-working, dedicated artisans who appreciate the traditional skills required to work with wood. There are many factors involved in the creation of the pieces on display, and each one is unique to it's own creator's personality and interpretation. We hope you will appreciate this effort as you view and admire the works of art. Your most outstanding impression will undoubtedly be that of the quality of workmanship and design which you see through the show.

We thank the Minnesota Woodworkers' Guild for choosing Southdale as the site for this exhibition and wish its members the best of shows and much future success.

General Manager

Welcome to the Northern Woods Exhibition

The Northern Woods Exhibition is an annual woodworking show and competition sponsored by the Minnesota Woodworkers' Guild and hosted by the Southdale Center. The show provides an opportunity for woodworkers to display and discuss their craft, and for the community to view the best in high quality woodworking design and construction. The pieces on display are works of art in addition to being functional furniture.

Education is one of the main goals of the Minnesota Woodworkers' Guild. Many of the pieces in this show reflect skills learned at monthly meetings, workshops and seminars sponsored by the guild. If you are a woodworker who wants to learn new techniques and meet with others who are willing to share their knowledge, please be our guest at a meeting and consider becoming a member.

Enjoy the show!

Charlie Kocourek
President
Minnesota Woodworker's Guild

Northern Woods Committee

The Northern Woods Exhibition Committee is composed of several guild members who volunteer their time, energy and expertise to organize this show. They meet each month from December until the show starts. They each receive an assignment or two to make arrangements to make the show a success. This years committee members are:

Bart Genovese	~ Master of Ceremonies
Charlie Kocourek	~ Booth Schedule and Banquet
Tony Kubalak	~ Show Catalog
Dennis Swartz	~ Sponsors
Richard Tendick	~ Chairman and Posters
Rutager West	~ Award Trophies, Photography
Joe Santos	~ Award Trophies
Craig Johnson	~ Judges
Mark Powell	~ Publicity

If you have suggestions or comments about the show or would like to help with next year's show, please contact one of the above committee members. To view additional pieces of work from past years of Northern Woods as well as our members' gallery, please visit our web site at www.mnwwg.org

Judging

All entries will be judged in a pool rather than in separate categories for each form of furniture. The judging categories are designed to reward woodworkers who are good at creating new ideas or interpreting older ones as well as those woodworkers who are skilled with machines and hand tools. The judges will score how well they liked each piece and how well it was made. Additionally, judges will offer constructive verbal comments on a voice recorder.

The judging categories have been designed to encourage you to enter a piece regardless of your status as a woodworker. It is more than a competition for prizes. The show is meant to be a display of the state of the art of woodworking in Minnesota and a chance for guild members to see what their peers have been up to in the last year. You may decide to enter a piece but not have it judged.

Each piece is eligible to receive only one award from the judges. These awards are listed on the facing page. All pieces are still eligible for the Peer Award and the People's Choice Award. In addition all pieces are eligible for the "Paul Lee Award."

Additional Award

In addition to the regular awards, the Minnesota Woodworkers' Guild is pleased to announce one additional award. This award is dedicated to the memory of a person special to guild members.

Paul Lee Award

This award honors the work of the late Paul Lee, one of Minnesota's most extraordinary woodworkers. Paul learned the basics of traditional craftsmanship at Boston's North Bennet Street School and was a long time member of the Fourth Street Guild, here in Minneapolis. His work ranged from Queen Anne chairs and desks to whimsical jewelry boxes inspired by local grain elevators and turn-of-the-century brick warehouses. The award will be given to the best entry that has a playful spirit and sound construction.



Award Categories

BEST IN SHOW

The winning piece should exhibit the best qualities of most of the below categories. Sponsored by *Youngblood Lumber*.

JUDGES' AWARD

Sometimes a piece worthy of recognition doesn't fall into any of the award categories. It may have something special about it that is hard to define, or the judges may choose, at their own discretion, to fit any piece into this category. They may also use this award for recognizing a piece that ran a close second to one of the other category winners. Sponsored by *Porter Cable/Dewalt*.

BEST DESIGN

A well-designed piece must be both useful and pleasing to the eye. Will it perform its intended job? Good design is in large part a subjective opinion. It is difficult to define what good design should look like, but we can agree on how it should affect a thoughtful critic. It invites a second, more intimate look, and asks to be touched by the hand and spirit. This award is to be presented to the best design, one that is not a copy of a previously designed piece. Sponsored by *American Woodworker Magazine*.

BEST TRADITIONAL PIECE

This is an award for the piece which is built in the traditional manner, a reproduction or a piece heavily influenced by a traditional design. Sponsored by the *Society of American Period Furniture Makers*.

MOST TECHNICALLY ACCOMPLISHED

This is an objective assessment. The best work will exhibit a mastery of many woodworking techniques. It will respect the limitations of working in wood. Qualities to look for include flawless treatment of surfaces, precise joinery, and carefully controlled detail. The award will take into account the difficulty of the undertaking. Sponsored by *Acme Tools* and *Porter Cable/Dewalt*.

BEST HANDWORK

The use of hand tools carries a long and rich tradition in woodworking. Successful handwork should not be judged by machine standards. It produces surfaces and shapes that are more varied and personal, free from the limitations imposed by machines. Pieces submitted for consideration in this category must have all surfaces finished with hand tools and all joints hand cut and a description of handwork involved must be submitted for use by the judges. Sponsored by *Mike Siemsen's School of Woodworking*.

BEST FIRST TIME IN SHOW

Whether professional or amateur this award goes to the best piece entered by a first time Northern Woods exhibitor. Sponsored by *Rockler Woodworking and Hardware*.

WOODWORKING FOR PLEASURE

This prize is awarded to the best piece exhibited by a person for whom woodworking is an avocation. Sponsored by *American Woodworker Magazine*.

BEST DETAIL

The finest craftsmanship is often just a small part of a piece but it makes all the difference. This award goes to the best engineered or most deftly executed detail that really makes the piece stand out. This might be a really well done dovetail, a particularly nice carved detail, or exquisite inlay. Sponsored by *Woodcraft*.

BEST FINISH

The finish may enhance the natural beauty of wood or alter its texture and color. A good finish elevates one's perception of the piece to which it is applied. Depth, luster, and clarity are characteristics of a good finish. Sponsored by *Lee Valley Tools*.

BEST CARVING

This prize is awarded to the piece with the best use and execution of carving. It is differentiated from the Best Handwork award in that the carving is a major element of the piece. Sponsored by *Lee Valley Tools*.

BEST TURNING

This award honors the tradition of turning. This winning piece will exhibit quality of form as well as execution. Sponsored by *Lee Valley Tools*.

PEER AWARD

This is decided by balloting among all Guild members coming to the show. You will be given a chance to vote for your favorite piece (other than your own) and runners up. Sponsored by *Lee Valley Tools*.

THE PEOPLE'S CHOICE

This award is determined by ballots submitted by the public. It recognizes those people's favorite piece in the show. Sponsored by *Lee Valley Tools* and *Forest Products Supply*.

Note that all categories are awarded at the judges' discretion. If they do not feel any one piece meets the winning criteria of a category, that category's award will not be given.

2011 Judges

Thomas J Braun

Tom is the Objects Conservator at the Minnesota Historical Society in St. Paul, Minnesota, where he has worked for the last eleven years. He received a Master of Science degree in art conservation from the Winterthur Museum/University of Delaware Program in Art Conservation, a Master of Arts in art history from Tufts University in Boston, and a BA in art history from the University of Minnesota. Tom has been a Professional Associate of the American Institute for Conservation and Preservation of Historic Works (AIC) since 2004. He has also worked as a conservator at the Field Museum of Natural History in Chicago, and with the Smithsonian Center for Materials Research and Education. (Photo by Karen Moeller.)



Roland Johnson

Roland is a Contributing Editor for Fine Woodworking magazine, tours with The Woodworking Shows, teaches at The Northwest Woodworking Studio in Portland, Oregon and still finds time to work in his Central Minnesota shop. His passion for working wood started when he was fourteen years old and built a wooden Class C racing boat; it sank, twice. He started his woodworking career in 1976, refinishing furniture in a single-stall garage. The restoration work whetted his appetite for building furniture and in 1980 he built his present woodworking shop on 40 acres of reclaimed gravel pit. In 2001 he started the Central Minnesota Woodworkers Association in St. Cloud, Minnesota and is the current President of the club. Roland's latest book *The Complete Illustrated Guide to Bandsaws* has recently been released through Taunton Books.



Marcia Morine

Marcia is a residential interior designer in the Twin Cities area. Her education includes degrees in interior design and art history along with graduate studies in design theory, all at the University of Minnesota. She has been active in the Minnesota Chapter of the American Society of Interior Designers (ASID) as committee chairs, board member, and chapter president. In addition she served on the National Board of Directors and Task Forces. Marcia's design work has received numerous ASID design and service awards and she has served as a judge on National ASID design competitions. Her design work ranges from very traditional to very contemporary utilizing custom furniture and cabinetry in all projects. Photos of her work can be viewed on her website: www.morinedesign.com.



SAPFM

We are a non-profit organization whose mission includes providing a forum for the understanding and appreciation of American period furniture, its history, and related materials and techniques. Our members include professional full-time cabinet-makers, serious amateurs, conservators, historians, and educators.

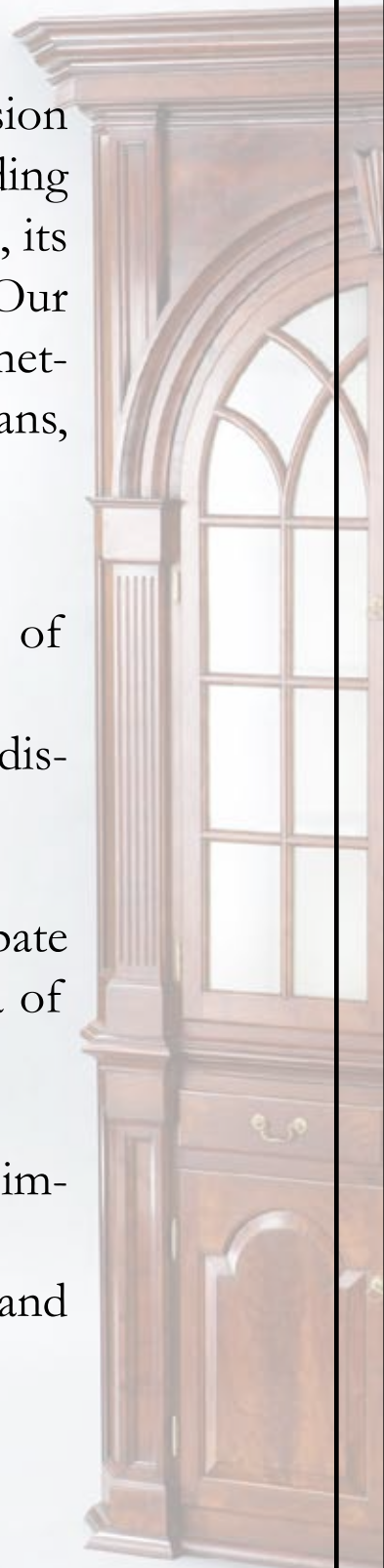
Members of SAPFM enjoy:

- *American Period Furniture*, the annual journal of SAPFM
- an online gallery where member work is displayed
- our quarterly newsletter, *Period Furniture*
- an online forum to post questions and participate in discussions and access to the Member Area of the SAPFM website
- participation in regional chapter events
- opportunities to network with others having similar interests
- eligibility to register for SAPFM conferences and exhibitions.

Learn more about
SAPFM and become
a member today at
www.sapfm.org!



*Society of American
Period Furniture Makers*



No. 1101

Dodd Demas
5549 23rd Ave South
Minneapolis, MN
55417 - 1939
(612) 940-6493
doddde@bitstream.net

My father was the high school wood shop teacher in the 1960s and 1970s, but I did not give serious thought to either the craft of woodwork or the art of design until the mid 1990s. Arts and Crafts design worked well enough for large homes with large rooms and many aspects of American Arts and Crafts design are important to me, but, by then, my life was confined to small scale rooms and the finer lines of Prairie designs with horizontal planes used to create a sense of space appealed to me and worked well in the rooms of my 1960s rambler. Since then, the use

of cherry and maple and the influences of Asian design have joined Prairie and Arts and Crafts in my furniture to produce a very comfortable, yet formal aesthetic that I find both relaxing and invigorating.

Prairie Couch

A series of Frank Lloyd Wright chairs with a capital and horizontal line at the back and the orientation of the front and back legs was the original inspiration for this piece. But, in this couch the lighter colors of the cherry and maple and the finer grain of these woods make this couch much more suited to smaller, intimate spaces than the darker and more massive furniture of much Arts and Crafts and Prairie design. Finally, the design of the cherry framing applied to the maple veneer panels was entirely driven by the spectacular lot of fiddle-back maple that arrived from the veneer supplier. The original design of this couch wasn't half of what it became when the maple veneers demanded a redesign.

Technical Details:

Materials: Maple & cherry solids & veneers

Finish: Polyurethane by Vollano Finishing. Bargain Upholstery

Dimensions: 72" (w) x 34" (d) x 36" (h)

Price: Not for sale. (Sold)



No. 1102

Greg Wood
PO Box 186
Howard Lake, MN 55349
(612) 964-1674
gregwoodfurniture@hotmail.com

I live on a farm near the town of Howard Lake, Minnesota where I have been designing and building custom furniture since 1992. I grow trees and buy from a local sawmills when possible and use hardwoods indigenous to the area when appropriate. My furniture carries the conviction that work is not just a routine you go thru to survive, but a passion you are privileged to follow.

Craig Chair

This chair was commissioned by the Craigs who had removed a large walnut tree from their front yard. The chair was built from this tree. The design involved using architectural elements in their home and being comfortable. The comfort was achieved by carving out the seat blank, the crest rail allowed the chair to relate to the kitchen island light fixtures by using a dramatic concave detail.



Technical Details:

Materials: Walnut

Finish: Sam Maloof oil/poly

Dimensions:

22" (w) x 16½ (d)" x 36½" (h)

Price: Not For Sale

No. 1103

Peter Pestolozzi
1568 Grant McMahan Blvd
Ely, MN 55731
(218) 340-5458
odysseydesign@hotmail.com

I have been building furniture for over 35 years now. My wife Jeanne Bourquin and I share a shop at our home in Ely where she builds wood canvas canoes and I work on what comes my way. These days it is a mix of new designs for galleries and some commission pieces. I strive for a blend of carefully chosen materials, a subtle and inventive design sensibility that I hope result in simple, graceful and elegant work.

Surfs' up Rocker

Surfs' Up Rocker is rooted in spending time in a kayak in the surf on Lake Superior off the beach of Duluth's Park Point.


Technical Details:

Materials: Cherry with ebony details

Finish: Shellac with polyurethane topcoat.

Dimensions:
36" (w) x 12" (d) x 18" (h)

Price: Not For Sale

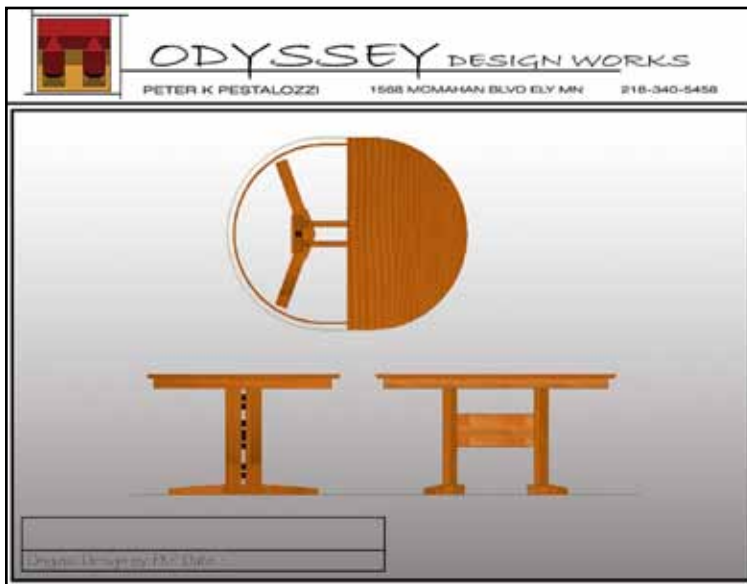


No. 1104

Peter Pestolozzi
1568 Grant McMahan Blvd
Ely, MN 55731
(218) 340-5458
odysseydesign@hotmail.com

Dining Table and 4 Chairs

Dining Table and Chairs is a blend of a few styles including Mission, Shaker, and Timber frame buildings. The idea for the chairs came first then a table to match.



Technical Details:

Materials: Cherry and ebony

Finish: Lacquer

Dimensions: 56" (w) x 48" (d) x 30" (h)

Price: Table \$4800. Chairs \$800 each.

No. 1105

R


Richard J. Gotz
415 Wedgewood Lane N.
Plymouth, MN 55441-5541
(763) 544-7278
richardgotz@comcast.net

Richard is a retired senior systems engineer for the Siemens Mobility Division, and worked on projects for the Long Island Rail Road, Houston Light Rail, Canadian National Railway, and Tren Urbano Commuter in San Juan. Now retired, you will find him in his workshop almost everyday. His enthusiasm for woodworking was spawned at the age of ten, when he and his father built a twelve foot plywood fishing boat, and a large tool chest for hand tools. Richard was

president of the Minnesota Woodworkers Guild and chairman of the Northern Woods Exhibition from 1996 – 2001.

Elliptic Wave Table

The piece started with a specific design in my mind’s eye but then morphed into a completely different design once the form was created and I began to “play” with the possibilities. The two halves of this table can be arranged approximately a dozen different ways but in the end I preferred this arrangement because of it’s fluidity.



Technical Details:

Materials: Cherry veneer, Wenge, Bending plywood and iron-free glass

Finish:

Minwax Antique Oil

Dimensions: 46” (l) x 24” (w) x 15” (h)

Price: \$2500



No. 1106

R

Richard Tendick
17760 Jaguar Path
Lakeville, MN 55044-9674
(952) 435-6011
rctendick@hotmail.com

I began woodworking in my father's shop, then went on to take woodworking in high school and graduated from college with a degree in Industrial Education. After teaching woodworking and drafting for a few years at the high school level, I went on to work as an engineer for a manufacturing company. I retired after 27 years and then went on to work for a leading woodworking magazine as a freelance editor. I am currently working as a contractor and Cryptex maker.

Japanese Style Cryptex Vessel

The shape of a vase shown in a Japanese magazine became the inspiration for this vessel. The hand rubbed shellac finish on the ebonized maple closely approximates the shiny porcelain vase. The unique feature of this vessel is the combination lock (Cryptex) which opens to reveal the treasures one places within. The lock is opened by rotating each of the four rings at the top of the vessel until the letters on the rings align between the two buttons, forming a four letter word which allows one to open the vessel.



Technical Details:

Materials: Maple and ebonized maple

Finish: Shellac and wax

Dimensions: 9" (dia) x 21" (h)

Price: Please Inquire.

No. 1107

John Walkowiak
3452 Humboldt Ave S
Minneapolis, MN 55408
(612) 824-0785
JohnWalkowiak@comcast.net

I live in Minneapolis with my wife Cindy. I have an interest in most old things which led me to antique furniture and the history behind it. From that point I became interested in how the antique furniture was made using hand tools only. This led me to acquiring and collecting antique woodworking tools. I am now involved in the Mid-West Tool Collectors Association and the Society of American Period Furniture Makers as well as the Minnesota Woodworkers Guild.

Demilune Table

This table was started over a year ago in a class given by Garrett Hack at Mike Siemsen's School of Woodworking. I wanted to use this great walnut I had, just enough to make this table, and I didn't want to glue it up until I had the accent details worked out. Thinking about what I wanted to do and then figuring out how to do it took the better part of a year.

The woods used are walnut, maple and boxwood. The top is a solid piece of highly figured walnut. The legs and apron are curly walnut. The banding on the edge of the top, the cock bead under the apron and the stringing are curly maple. The shell and fan inlays are boxwood. The apron was made by using 5- 1/8" pieces, cold bent on a form.



Technical Details:

Materials: Walnut, maple and boxwood

Finish: Shellac and Wax.

Dimensions: 30" (w) x 30" (d) x 13" (h)

Price: Not For Sale



No. 1108

Dan Bredemeier
1120 E. Old Shakopee Rd.
Bloomington, MN 55420
(952) 884-9450
dbredemeier@hotmail.com

Dan creates images and maps that blend history, geography, calligraphy, illustration and marquetry. After five years as a Rockler Woodworkers store manager he started the Wooden Map Company in 2006. He currently owns the world record for biggest marquetry picture; a sixteen foot wide world map in a palace in Saudi Arabia.

Sovereign of the Seas Ship Model and Display case w/England Map

I started this project in 2003 but used only my spare time. This is a model of a British battleship built in 1637. It consists of approximately half a million pieces. The display case features a large marquetry map of England, a gothic cathedral roof and four faux brick columns with an astonishing amount of detail. Made without the use of power tools.

Technical Details:

Materials: Exotic veneer, gold leaf

Finish: Oil-based varnish over shellac

Dimensions: 66" (w) x 25" (d) x 85" (h)

Price: Please Inquire



No. 1109

Franks J. O'Keefe
1855 Katrinka Road
Medina, MN 55340-9005
(763) 478-8011
bomanisbest@earthlink.net

In my working life I was an accountant, specializing in tax. I retired eight years ago as Assistant Treasurer – Tax at SUPERVALU INC. I began woodworking as a hobby 22 years ago. I have taught myself by reading woodworking magazines and attending seminars and demos. My shop is in my home in Medina. My work is primarily for me and family members. I like working

with cherry, walnut and maple. I strive to bring out the natural beauty of the wood in my projects, and generally avoid use of stains or dyes. Woodworking is very gratifying for me and is a great hobby for my retirement years.

Rocking Chair

I've never built a chair before. For some unknown reason, this winter I felt the desire to build a rocking chair. I wanted it to be special - and comfortable. Through on-line research I found a chair I liked by Hal Taylor. I sent for his plans and began this endeavor. It has been challenging, but worth the effort. The chair is very comfortable. The back braces and headrest are curved to conform to the shape of your back. The back braces are shaped to support both your lower and upper back. They are flexible and float in their holes in the seat and top, so they move with you as you move in the chair. The arm rests are sculpted to cradle your arms. Overall, the chair is designed to conform to the shape of your body, resulting in a very comfortable sit.



Technical Details:

Materials: Cherry and Walnut

Finish: 2 coats boiled linseed oil, 4 coats poly/oil blend and 2 coats oil/wax blend

Dimensions: 42" (w) x 28½" (d) x 41½" (h)

Price: Not For Sale

No. 1110

R

ay Ayotte
3206 Selkirk Dr
Burnsville, MN 55337
(952) 890-6152
rcayotte@gmail.com

I first became interested in woodworking over 35 years ago while living in Massachusetts. Our home was across the street from a carpenter and his wood working shop. We became good friends and when he retired I bought his table saw (a small job site Craftman). I decided to take beginning cabinet making at the local vocational school. I began subscribing to Woodsmith magazine a few years after its introduction in 19xx and became hooked. I liked the magazine so much that I purchased all the back issues, so I have a complete set. Most of my projects are from this magazine.

Craftsman Style End Table

I built this piece as a gift for my son Phil and his wife Nancy. Two years ago, I built a pair of Morris chairs for their home and this is a matching piece for those chairs.

Technical Details:

Materials: Quartersawn White Oak

Finish: General Finishes wipe on satin.

Dimensions: 16½" (d) x 24" (w) x 27" (h)

Price: Not For Sale



No. 1111

Ed Neu
7344 27th St. S.E.
Buffalo, MN 55313
(763) 477-5027
(612) 840-6732
eneu3@sprintmail.com

I've been an off-and-on-again woodworker ever since I was 8 years old and got a coping saw in my hands as a Cub Scout. In recent years I've taken up the avocation seriously and have designed and built numerous pieces of custom furniture and decorative items - small and large. I'm looking forward to my second year exhibiting with these fine artisans at the Northern Woods Exhibition, where I can share my love of native hardwoods and the craft that turns them into things of beauty and utility.

Alder's Coloring Table

This project was made with lots of care and joy for a wonderful little person. The table and chairs are sized just right for an active, creative toddler. This original design was inspired by the timeless designs of the Shakers. I made the turned parts on the home-made, human-powered treadle lathe I built. This project stretched my knowledge and appreciation of woodworking, as I had never turned anything before. The inexpensive, shop-dried construction fir was easy to find, inexpensive, and offered the light weight needed to make these chairs easy to tote around by an under-three-footer.

While it may not demonstrate the artistry and craftsmanship of a great number of pieces at this fine exhibition, it does demonstrate the Joy of Woodworking.

Technical Details:

Materials: Construction grade fir with maple chair spindles. Shaker tape woven chair seats.

Finish: Acrylic latex semi-gloss

Dimensions: 23" (d) x 23" (w) x 20" (h)

Price: Please Inquire



No. 1112

Occasional Entertainment Table

Ed Neu
7344 27th St. S.E.
Buffalo, MN 55313
(763) 477-5027
(612) 840-6732
eneu3@sprintmail.com

This is a design modified from a magazine project. The drawer fronts, trim features and finish were all executed to make this match a large piece of furniture already in the room. The top drawer is really deep. It's a good place to keep coasters and napkins and the like. The four bottom "drawers" are actually small folding entertainment tables hiding behind drawer fronts. At 14-1/2" x 16" x 19"

tall, each small table can be taken out, unfolded, and set aside any seating in the room to hold those entertainment "goodies". The cabinet is finished on all sides so it may be placed in the center of the room, or up against a wall.



Technical Details:

Materials: Boxelder, poplar

Finish: Shellac, dye and stain with multiple coats of gell polyurethane, topped with several coats of wax

Dimensions: 26" (d) x 18" (w) x 23" (h)

Price: Please Inquire

No. 1113

Brian Sprunck
2044 Wellesley Ave.
St. Paul, MN 55105
(651) 454-8946
bsprunck52@aol.com

I am a professional cabinetmaker, furniture maker and architectural woodworker with over 40 years experience both in my own custom shop and in other businesses.

Keepsake Urns for Cremated Remains

The design ideas behind these urns were to provide a dignified receptacle for loved ones remains that had no artifice or “added on” features. The urns themselves are the sculptures. I’ve always loved to blend species in the same pieces, and these reflect that desire.



Technical Details:

Materials: Bubinga and quarter sawn white oak, Black walnut and quilted maple.

Finish: Sam Maloof hand rubbed oil.

Dimensions: 5³/₄” (d) x 5³/₄” (w) x 10” (h)

Price: \$750 each

No. 1114

Dale Johnson
5993 Ambassador Blvd.
St. Francis, MN 55070
(763) 753-3160
Dale.Johnson@anoka.k12.mn.us

Dale has been making a living as a woodworker for nearly thirty five years. From a small one man shop to engineering and production manager in large architectural shops to woodworking teacher. It's much more than just a living, call it passion or life style, it's a big part of what defines me. "I am intrigued by new

techniques and styles and I let my imagination and interests take me where they may". The search for unique material which is a challenge in the mid-west is an aspect I especially enjoy. The freedom to design and the confidence that my work is enjoyed and respected brings all the joy one could ask for in a carrier. Dale and Vickie Johnson live in St.Francis Mn.

Writing Desk for Hannah

Inspired by my daughter Hannah and her cozy little apartment it occurred to me that everyone needs a space of their own. The desk is designed as a place to organize and correspond, places for papers, envelopes, a lap top computer a few plants perhaps. Everyone needs such a place.

I felt the figure in this wood was exceptional the warm colors of the oak and cherry contrasted by the dark rosewood is an interesting mix that will melt together with time. Each wood in the desk was taken from a single board allowing a unique color and grain matching opportunity.

Photography By: Marissa Murdy



Technical Details:

Materials: Figured Red Oak, Figured Cherry, Santos Rosewood, Maple

Finish: Alkyd Varnish

Dimensions:

42" (w) x 24" (d) x 39" (h)

Price: Please Inquire

No. 1115

R

edge Estell
6400 160th Ln NW
Ramsey, MN 55303-7301
(763) 421-4509
restctay@msn.com

Redge has been a woodworker since the early seventies in various cabinet shops, fixture and exhibit companies in New Mexico, Colorado and Minnesota. He now works in his home studio and freelances on larger projects with friends.



Modular Wine Shelves

These pieces are from a series I designed to use scrap materials. I would like to license these designs to a manufacturer or non-profit organization for production.

Technical Details:

Materials: Alder

Finish: Lacquer

Dimensions:

15¼" (w) x 23½" (h) x 3¾" (d)

Price: Not For Sale

No. 1116

Modular CD Shelves

R

edge Estell
6400 160th Ln NW
Ramsey, MN 55303-7301
(763) 421-4509
restctay@msn.com

These pieces are from a series I designed to use scrap materials. I would like to license these designs to a manufacturer or non-profit organization for production.



Technical Details:

Materials: Bamboo

Finish: Lacquer

Dimensions: 20½" (w) x 20½" (h) x 5" (h)

Price: Not For Sale

No. 1117

Tony Kubalak
3660 Robin Lane
Eagan, MN 55122
(651) 452-2021
apk@uwalumni.com
www.TonyKubalak.com

I have been a period furniture maker since 1999. I am interested in high style Queen Anne and Chippendale pieces. All of my period projects have been faithful copies of originals that are part of museum or private collections. I strive to make my pieces as close to the originals as possible. This includes surface texture and hand tool marks as well as construction details. In addition I strive to give the finish an aged look and feel. The goal is to have a piece that looks and feels 250 years old.



Philadelphia High Chest of Drawers

This is a reproduction of the Gratz family high chest. The original was commissioned in 1769 by Michael Gratz for his marriage to Miriam Simon. It is currently owned by and on display at a private museum. The carving on this piece is the most elaborate, ambitious and voluminous I have attempted. I am extremely happy with and proud of the results. I am especially pleased with the applied vines.

Technical Details:

Materials: mahogany, pine and poplar
Finish: Hand applied aniline dye, shellac and wax
Dimensions: 46" (w) x 22" (d) x 101" (h)
Price: Please Inquire



No. 1118

Terel Letcher
33319 Sand Prairie Ln
LeSueur, MN 56058
(720) 217-6351
charlywoods368@gmail.com

My name is Terel Letcher. Born in southern MN. Have lived, studied, and worked in many parts of the country. From Art school in Denver to remodeling Frank Lloyd Wright homes in Oak Park, IL, no matter where I was it was always the furniture and the design that caught my eye. I live and create in the Henderson, MN area with my wife Jessica and three children Ethan, Joseph, Charlie. I would describe my style as simplistic and elegant letting the wood, design, and materials speak for themselves. I just try to do them justice. To the endeavor.

The Rolling Island

A recycling center and rolling work station for the kitchen. I used reclaimed Douglas Fir then added the Black Walnut for a splash of contrast. I book-matched the grain in the panels by carefully milling the one timber. This piece has mortise and tenon, half lap, tongue and groove, finger, and dowel joinery. Hand made Walnut pulls and Teak slides for the drawer. The top has three piece Cherry and Walnut inlays is removable and uses bread board ends to keep it flat. Letting the wood speak for itself by keeping the design to an elegant simplicity, with brilliant details.



Technical Details:

Materials: Old Growth Douglas Fir, Air Dried; MN Black Walnut Air Dried; MN Hard Maple; Teak Drawer Slides; Cherry Inlays

Finish: Lacquer, Wax

Dimensions: 35½" (w) x 24" (d) x 39" (h)

Price: Please Inquire

No. 1119

David Lane
4648 Aldrich Ave S
Minneapolis, MN 55419
(612) 822-6362
(952) 847-5982
lanemnwg@yahoo.com

I am a hobbyist woodworker who enjoys working with hand tools. I especially enjoy learning new joinery techniques and am currently studying Tage Frid's instructions on making compound mitered dovetails. Good luck!

Weekend Trinkets Box

What to do with old scraps and a free weekend? This small box was a spontaneous project for practicing hand-cut dovetails and for using a fun scrap of Korean zelkova (elm family). I filled the voids in the zelkova with clear epoxy infused with aluminium filings.



Technical Details:

Materials: Walnut and Zelkova

Finish: Oil-Poly

Dimensions: 5½" (w) x 5½" (d) x 3" (h)

Price: Not For Sale

No. 1120

Steven McLoon
1920 Gluek Lane
Roseville, MN 55113
(651) 334-4463
s.c.mcloon@gmail.com

Steve began woodworking in 2007, when he took the Basic Woodworking course at the Center for Furniture Craftsmanship (CFC) in Maine. He returns to CFC each summer to further his education with workshops taught by noteworthy craftsmen and has taken numerous clinics in the Twin Cities area. Steve divides his studio time between turning and furniture

making. He is best known among woodworkers and the arts community for his turned pens. He strives to celebrate the awesome characteristics of natural wood in all his work. He particularly likes to use the contrast between heartwood and sapwood. When not in his studio, Steve is a professor and scientist at the University of Minnesota.

Turned Lidded Boxes

Steve has been exploring various turned lidded boxes during the past year. He is exhibiting two that are very different from one another. The first is an ash box with an African blackwood lid. It is an unusual shape and larger than the typical turned box. The ash was bleached and then the pores were filled with black wax. The second is in blackwood with thuya burl. The box is double-walled with a blackwood exterior and thuya interior, made using a method developed by Steve. It also has a thuya burl trim ring on the lid.



Technical Details:

Materials: Ash & African blackwood

Finish: bleached, lacquer & black wax

Dimensions: 3³/₄" x 3³/₄" x 8"

Price: \$300

No. 1021

Technical Details:

Materials: blackwood & thuya burl

Finish: Shellac

Dimensions: 3" x 3" x 3"

Price: \$500

No. 1122

Mark Laub
3750 211th Lane NW
Anoka, MN 55303-8851
(763) 753-1368
(612) 210-7793
clpiton@aol.com

Mark Laub has enjoyed woodworking all his life. Twelve years ago he set aside the corporate world to build functional art furniture full time. His studio is located in the forest on the banks of the scenic Rum River in Minnesota. Laub believes that inspiration can come from anywhere. He aspires, as William Blake suggested, “to see the world in a grain of sand”. Careful attention to the details in his work leads to smile producing surprises for all those who look closely. Today, his works are

well known for their fluid, nature inspired designs, the use of exotic woods, stained glass, patinated copper, and inlays of brass, sterling silver, abalone, and mother of pearl. His work has been published in many national periodicals, has received awards and recognition in numerous buried exhibitions and is currently on display in three galleries in the Minneapolis/St Paul area. Recently Laub assisted Tom Schrunk in the creation of Europa II- the 2009 Art Case piano for Steinway and Sons. In addition to woodworking, Laub enjoys music and an “occasional” bottle of wine. When the two are combined, he will argue endlessly with himself, debating the best music ever written. It continues to be a tie between Chopin’s Fantaisie Impromptu and Neil Young’s Hurricane.

Planet Waves

This petite console has no straight lines. The many intersecting and concentric ellipses made me wish I had stayed awake in high school geometry. The piece features rare, figured bastogne walnut, blistered bigleaf maple, sculpted joinery, carved piercings, patinated brass and copper, foiled glass and inlays of abalone, mother of pearl and sterling silver. An important factor in any artful creation is its source of inspiration. For me, inspiration is everywhere! This year, I found insight in the rings of Saturn, brain coral, my favorite bur oak, Hiroshige prints, Erte clothing fashions, Newell, the Epstein brothers and Pink Floyd’s Division Bell track #8.



Technical Details:

Materials: Bastogne walnut, bigleaf maple, patinated copper and brass, abalone, mother of pearl and sterling silver

Finish: Oil, shellac and wax

Dimensions:

56” (w) x 17” (d) x 46” (h)

Price: Not For Sale

No. 1123

Sam DiPasquale
14036 Flagstone Trail
Apple Valley, MN 55124
(952) 236-0635
samjd@aol.com
DEU Consulting, LLC

Longtime woodworker, submitting an original design matching jewelry box and necklace cabinet for review. English brown oak, purpleheart and maple intarsia.

Ribbons Are Nice

A woman of quality deserves an appropriate place for her pretties. My wife is a woman of quality.



Technical Details:

Materials: Oak, purpleheart and maple

Finish: Tung Oil

Dimensions: 13½" (w) x 3½" (d) x 13½" (h)

Price: Please Inquire

No. 1124

Todd Williams
1004 Marion Ct. NE
Montgomery, MN 56069
(952) 913-3762
pktrwilliams@hotmail.com

I have been a professional woodworker for 35 years and have been teaching cabinet making for the last 6 years. After selling my cabinet shop in 2004, I now opt for smaller projects that are more suited to a one man shop. I have always enjoyed making furniture, but also find time to provide cabinets to my customers who need them. My shop is located in Montgomery.

Mission End Table

The four pieces in this set obviously fall into the mission style/ arts and crafts movement style, which I have always been drawn to. I find the simplicity of the design most attractive. Nothing really fancy, just a well built piece of furniture for a reasonable price. These pieces are all dowelled construction. I wanted to see if custom pieces could even remotely compete with the retail prices of a similar style piece. I found I could not really compete, although I think even the untrained eye can easily differentiate the hand made pieces from the mass produced ones. I hope you enjoy looking at them as much as I do.



Technical Details:

Materials: Rift and quarter sawn red oak. Drawer boxes are aspen.

Finish: Pre catalyzed lacquer. Conversion varnish on the tops.

Dimensions:
27½" x 22" x 25"

Price: \$1150 - This item is sold.

No. 1125

Todd Williams
1004 Marion Ct. NE
Montgomery, MN 56069
(952) 913-3762
pktrwilliams@hotmail.com

Technical Details:

Materials: Rift and quarter sawn red oak.
Drawer boxes are aspen.

Finish: Pre catalyzed lacquer. Conversion
varnish on the tops.

Dimensions: 25" x 50" x 19"

Price: \$1200 - This item is sold.

Mission Style Coffee Table




No. 1126

Ethan Hagenbuch
520 108th Ave. NW
Coon Rapids, MN 55448
(763) 757-1070
ehagenbuchfurniture@yahoo.com

I received a BFA from the Minneapolis College of Art and Design in 04' with a focus in sculpture and furniture design. I received a fellowship to the Center for Furniture Craftsmanship in March 10'. I have been designing and building furniture for 7 years.

Baby Girl Chair

I built the Baby Girl Chair when I was on a fellowship at the Center for Furniture Craftsmanship. The design aesthetic was influenced by Mid-Century Scandinavian design, specifically the bent lamination chairs of Bruno Mathsson. The way wood could be bent to reflect the human shape is what drew me to this design.



Technical Details:

Materials: Quartered White Oak, Cotton Webbing

Finish: Danish oil

Dimensions: 29" x 25" x 29"

Price: Please Inquire

No. 1127

Craig Johnson
PO Box 131811
St. Paul, MN 55113-0020
(651) 644-3652
craig@studiotupla.com
Studio Tupla

I began my woodworking experience carving shapes and patterns into my father's workbench, and to my parents' chagrin, the family piano, too. Since then, I've engaged in a more disciplined study of cabinetmaking at Saint Paul College. I refined my skills at the Inside Passage School of Fine Woodworking, from which I am a graduate of both the Artisan and Craftsman programs. At this small Canadian school I discovered the profound effect properly tuned hand tools would have on my approach to this craft. With my wife Carol,

I founded Studio Tupla, a full time partnership in hand weaving and furniture making.

Entry Hall Mirror with Shelf and Flanking Key Cabinets

A sapling in the early 1500s, the 330+ year old yellow birch used in this piece was recently reclaimed from the watery depths where it sank after being logged over 150 years ago. The grayish and subtle golden discolorations are evidence of the tree's long, submerged history. It is an honor to work with this beautiful reclaimed old-growth wood. Construction: Solid wood; open mortise and tenon corner joints in the mirror frame; doweled cabinet joinery; frame and panel cabinet backs; hand-cut dovetail drawers; shop-made brass knife hinges and wall hangers. Handwoven mirror backing by Carol Rajala Johnson – Studio Tupla.



Technical Details:

Materials: Yellow birch, maple, kwila, brass

Finish: Beeswax polish

Dimensions: 5³/₄" x 31¹/₄" x 29¹/₂"

Price: Please Inquire



No. 1128

Steve Tomashek
1231 St. Clair Ave. #8
St. Paul, MN 55105
(651) 699-2403
ministeve@q.com

Steve Tomashek lives and works full time as an artist in St. Paul, Minnesota, where he pursues a curiosity about all things miniature and a passion for whittling that he's had since he was a kid. The hundreds of meticulously carved and painted tiny animals in his Menagerie are just a small sample of the thousands of creatures to have sprung from his inexhaustible imagination in the last ten years. Steve exhibits his Menagerie at art fairs and galleries throughout the Middle West in the U.S. and in 2009 began to show in Europe, as well.

Adam and Eve

"The Garden of Eden" was a popular theme among American Folk carvers in the late 1800s. The opportunity for me came as I searched piles of junk at flea markets in Berlin. An old doorknob came together with a small box to form the beginnings of my own cartoon version of the story. In my piece a contented gluttony outweighs disobedience as the original sin.



Technical Details:

Materials: Found Materials, Basswood

Finish: Acrylic Paint

Dimensions:

4 cm x 7 cm x 7 cm

Price: \$350

No. 1129

Jim Frankard
175 East Lake Blvd
Winona, MN 55987-5301
(507) 454-3274
jim3@hbc.com

I was an AIR FORCE pilot for eleven years and a management member of the Peerless Chain Co. in Winona for 25 years. I am 81 and retired. I have been a hobbyist for about 15 years and have entered two projects in previous *Northern Woods* shows.

Chair

I wanted to design and build a chair with cherry wood and “sculptured” joints. I built the shell for the seat and back and S&K Upholstery applied the upholstery.



Technical Details:

Materials: Frame - cherry. Seat & back - “coffee bean” vinyl

Finish: Polyurethane

Dimensions: 30” (w) x 30”(d) x 43” (h)

Price: Not for sale

No. 1130

R

utager West
1602 Hazel St. N
St. Paul MN 55119
651-452-2021
rutagerwest1@gmail.com

I had my first contact with woodworking in junior high shop class and continued to take classes into high school. I then took it up again in my mid twenties and now have more tools than any one person should own! I primarily like to built small boxes, but enjoy building most anything.

3 Dot Bowl

I made the three holes for the ebony with a special drilling tool that I adapted to my wood lathe, and made 3 sizes of ebony dowels that I glued into the holes, then I turned it into a shallow bowl.



Technical Details:

Materials: Maple and Ebony

Finish: Oil Varnish

Dimensions: 9" (dia) x 1½" (h)

Price: \$125

No. 1131

B

ob Kraby
848 Case Ave
St. Paul, MN 55106
(651) 776-5318
woodbkraby@yahoo.com

Bob became involved in woodworking nearly a decade ago and currently enjoys a successful career as a professional woodworker with Forest Products Supply in Maplewood, MN. He recently began an apprenticeship with a highly-respected craftsman in the woodworking community. When he is not working, Bob spends countless hours in his home-shop developing the highly artistic side of his craft, consistently striving to learn and master new techniques. Bob's works often boast a naturalistic element much like that of his current submission, "A Moment in Time."

A Moment In Time

The inspiration for the piece came from two separate pieces I previously created: a segmented flower sculpture and a marquetry hummingbird. The flower petals in this piece were made using heat pipe bending and sand shading techniques. The hummingbird, a stylized segmented sculpture, is complete with coopered wings giving a slight arc which suggests motion.



Technical Details:

Materials: Wenge, Mesquite, Bloodwood, Curly Maple, Lace Wood, African Mahogany, Walnut, Maple, Copper, Steel

Finish: Shellac, lacquer and wax

Dimensions: 12" x 15" x 12"

Price: \$2000

No. 1132

Mike Mueller
2650 Hwy 61 N
Maplewood, MN 55109
651-770-2834
mike@forestproductssupply.com

Mike Mueller has been woodworking for nearly twenty-five years. Twelve years ago he purchased Forest Products Supply to make woodworking his career. Forest Products Supply has been making cabinets, furniture and supplying Hardwood lumber and plywood to woodworkers for nearly forty years. This is Forest Products first entry into the *Northern Woods* show.

Spalted Elm Table

This slab table is made from of a single tree that was cut in White bear Lake and processed by Forest Products. The tree was salvaged just in time as the spalting was quite deep and has some distinct colorings in spots of pink and green that are from the natural decomposition of a log. Our employees Bob Kraby and Lloyd Johnson used a simple design to let the natural beauty and flow of the tree speak. The finishing was done by Matt Merschdorf of Custom Finishing.



Technical Details:

Materials: Spalted Elm

Finish: Clear Conversion Varnish

Dimensions: 108" (w) x 45" (d) x 30" (w)

Price: Please Inquire

No. 1133

Cindy Vargas
558 Vandalia St.
Studio #208
St. Paul, MN 55114
952-657-6933
cindy@threeelementsstudio.com

Cindy Vargas is a custom furniture maker and woodworker in St. Paul, MN where she operates her company, Three Elements Studios. She has been building furniture since 1993. Her past clients include private residential, retail, restaurants, and churches.

To discuss commissioning a project or to purchase one of Cindy's pieces please contact her at (952) 657-6933 or cindy@threeelementsstudios.com.

End Table

I acquired the redwood when a 40-year old deck was being torn down. It was weathered and grey on the outside, but still beautiful inside. The table top has a mosaic pattern created with slices of the 4" x 4" posts. The end grain created the pinwheel pattern.

Technical Details:

Materials: Reclaimed redwood, jatoba

Finish: Water-based polyurethane

Dimensions: 21" x 21" x 25"

Price: \$2400



No. 1134

Redwood Bench

Built of reclaimed redwood sliced into veneers and laminated on MDF substrate.

Technical Details:

Materials: Redwood, MDF

Finish: Water-based polyurethane

Dimensions: 16" x 56" x 18"

Price: \$2250

No. 1135

Jeff Anderson
4268 Ottawa Ave S
St. Louis Park, MN 55416
(952) 925-9098
andhersons@comcast.net

From a long line of craftsmen, Jeff has always enjoyed designing and creating everything from small machinery to custom furniture. Jeff has been a machinist by trade often designing and making his own hardware and fasteners for his projects. After taking cabinetmaking courses at MCTC and wood finishing courses at DCTC, he started his own company in 2005 called Phoenix Wood. Jeff's primary work is in restoration and custom furniture

Blacker Bench

Inspired by the architects Charles and Henry Greene circa 1910. This piece has design elements from several of their Ultimate Bungalows. Although no piece can be an exact duplicate, the essence and grandeur of their furniture can be successfully expressed in modern terms.(www.obatastudios.com)

Technical Details:

Materials: African mahogany and ebony.

Finish: Mordant and Dye with Amber Lacquer top coat.

Dimensions: 50" (w) x 20" (d) x 32" (h)

Price: Please Inquire



No. 1136

End Table

Greene & Greene inspired end table.

Technical Details:

Materials: African mahogany and ebony.

Finish: Mordant and Dye with Amber Lacquer top coat.

Dimensions: 50" (w) x 20" (d) x 32" (h)

Price: Please Inquire

No. 1137

Timothy J Gorman
4200 Washburn Ave. N.
Minneapolis, MN 55412
(612) 522-7091
timothy.gorman@usbank.com

Tim Gorman has been creating furniture in Minnesota for nineteen years, the last thirteen in Minneapolis. He received a BFA in industrial design and metals from the University of Michigan and an MFA in industrial design from the University of Kansas. Since 2000, he has focused his energy creating contemporary studio furniture, winning awards at the 2001, 2004, 2005, 2006, 2008, 2009 and 2010 *Northern Woods Exhibitions*, including *Best in Show* twice. Other exhibitions include shows at the Minnetonka Arts Center, Wilcock Gallery,

Minnesota State Fair, Phipps Center for the Arts, Carleton College, the American Association of Woodturner's Gallery and the Rochester Art Center. His work has also been featured in national – level woodworking magazines.

A Tale of Two Bridges

I often sit on my deck with a beverage and enjoy the view of our pond. I like to watch the graceful motion of the cat tails and ever changing pattern of waves in the water. "Summer Breeze" is my attempt to capture some of that feeling. Originally conceived as an entry hall table the project evolved into a display piece. When the water and cat tails were finished, it looked nice but something else was needed. The hooded merganser ducks stop in our pond; so the male merganser in mating display was created and added as a finishing touch.

Technical Details:

Materials: Walnut, aluminum, stainless steel

Finish: Nitrocellulose lacquer

Dimensions: 86" (w) x 28" (d) x 16" (h)

Price: \$7000

When the water and cat tails were finished, it looked nice but something else was needed. The hooded merganser ducks stop in our pond; so the male merganser in mating display was created and added as a finishing touch.

No. 1138

Roger W. Knudson
PO Box 264
Finlayson, MN 55735-0264
(320) 233-6543
rwknudson@frontier.net

I build furniture for fun, for me, and on commission some times. While I take ideas from all types of furniture, I create my own designs from "scratch", with a liking for curves most of the time. Workmanship and design are continuing challenges.

Box

Wood from my firewood pile. After splitting these pieces, I saw some possibilities for making a nice box.

Technical Details:

Materials: Hand split red oak, hand split black ash, quartered, bloodwood accents

Finish: Oil

Dimensions: 16" (w) x 8" (d) x 4" (h)

Price: Please Inquire

No. 1139

Bob Wood
545 Gramsie Rd.
Shoreview, MN
(651) 481-0024
bwood@mm.com

After running a classic car restoration business for 25 years I am now able to fulfill my interest in wood working and furniture making. I am interested in the Arts and Craft era and especially Frank Lloyd Wright designs. I find it very challenging to work with different types of wood and trying to get the desired finish on my pieces. I have made many types of furniture in the past few years and I am looking forward to making many more.

Arts and Craft Hall Table

I am interested in the Arts and Craft era and this solid quarter sawn white oak twin post hall table is my representation of the era. It is inspired by the designs of George Mann Niedecken for Frank Lloyd Wright.

Technical Details:

Materials: Quarter Sawn White Oak

Finish: Stain with Oil/Poly clear

Dimensions: 36" (w) x 18" (d) x 30" (h)

Price: \$1650

No. 1140

Jeff Colla
3833 France Ave S.
Minneapolis, MN 55416
(952) 400-0107
jcolla@gmail.com

A self taught woodworker with an engineering background. I have a basement shop and prefer working with native woods and re-purposing other materials. The process of designing, building and finishing my project provides many hours of enjoyment. I especially like solving problems by building precision jigs that bring out the full beauty of the wood.

Credenza

With all 218 issues of FWW accumulating behind my couch, it was time to build a bookcase. Having a straight-grained DF post, I sliced it into veneers and started playing with the patterns. I liked the linearity and subtle changes from heartwood to sapwood. There were challenges when you re-purpose a softwood but I wanted the three sliding doors to be reversible and interchangeable. This provides over 24 different "looks" depending on their arrangement and keeps the piece dynamic.

Technical Details:

Materials: Douglas fir, Cherry, Maple, Maple plywood

Finish: Oil/wipe on poly

Dimensions: 69" (w) x 20" (d) x 34½" (h)

Price: Not for sale

No. 1141

Tim Heil
3800 Big Fox Road
Gem Lake, MN 55110
(651) 407-1300
tim@heiltruckbrokerage.com

I like making things out of wood. For the past ten years I have focused on making things on a lathe. I enjoy making functional things like tool handles, Windsor Chairs and bowls. I'm a member of the Minnesota Woodturners and will demonstrate woodturning at the 25th American Association of Woodturners Symposium to be held this June in St. Paul, Mn. More information about this international event can be found at www.woodturner.org.

Nanny Rocker

I spent this winter building a Nanny Rocker. It is designed with multiple uses in mind. If the wood gate is removed it sits two people comfortably. When the gate is in place it will safely rock a resting baby and rocking mother. I built this piece under the watchful eye and hand of Jim Van Hoven from Scandia, MN.

Technical Details:

Materials: Red oak, Maple and Pine

Finish: Milk paint under polyurethane

Dimensions: 18" x 54" x 36"

Price: \$950



No. 1142

Handful of Woodturners Tools

These are six common tools used by a woodturner. The steel was donated to me by Craft Supplies in Provo Utah. The completed tools will be sold at auction this Summer during the 25th annual Woodturners Symposium in St. Paul, MN. The money earned will go into the American Association of Woodturners educational fund to support the growth of woodturning.

Technical Details:

Materials: Curly Maple, Curly Cherry, Flaming Birch, Ebonized White Oak, Cocobolo

Finish: Polyurethane, Mineral Oil, Shellac, BlackDye, Carnuba Wax

Dimensions: 2" (dia) x 6" (l)

Price: \$200 per tool.

No. 1143

Jeff Hand
335 B Ramsey
St. Paul, MN 55102
(612) 710-2004
jeffshand@yahoo.com

I began my involvement in woodworking only five years ago. Living in a 19th century brownstone in St. Paul provides woodworking challenges and rewards. The reward being a relatively spacious basement in which to work. The challenge being sorting out my mortise chopping and other noisy tasks with the neighbor that lives immediately above the basement. So far, things have worked.

Shaker Side Table

Building this piece was another hand tool challenge for me. I recently took a class in which I built a Windsor chair. I learned volumes in that class. I wanted to do another piece that was self-guided but manageable, usable, and understated. This table fit the bill.

Technical Details:

Materials: Walnut, cherry and poplar

Finish: Shellac

Dimensions: 18" x 18" x 27³/₄"

Price: Not for sale

No. 1144

S

cott Lelbke
PO Box 173
Stacy, MN 55079
(651) 500-0073
scott@artinwoodworking.com

I began my woodworking career 30 years ago after graduating from the cabinetmaking course at St. Paul T.V.I. Since then I have worked at various shops and have attended numerous classes and seminars. I try to learn new skills and techniques on every project because that's what makes woodworking so much fun.

Jewelery Box with Stand

I had this beautiful piece of Purpleheart and thought my wife might like a jewelry box. I used Lacewood for the stand and Wenge for the top and drawer pulls because of the color contrast. Through tenons are used to attach the box to the stand.

Technical Details:

Materials: Lacewood, Purpleheart, Wenge, Maple

Finish: Wipe-on Polyurethane

Dimensions: 16" x 27" x 42"

Price: Not for sale



No. 1145

End Table

This end table is designed for a smaller room or maybe an entryway. I think that the Quartersawn White Oak and the wedged through tenons give it a nice clean look.

Technical Details:

Materials: Quartersawn White Oak, Wenge

Finish: Pre-catalyzed Lacquer

Dimensions: 12" x 26" x 28"

Price: Please Inquire

FREE 284-Page Woodworking Tools Catalog



*For a free copy,
call or visit us online.*

1-800-683-8170

www.leevalley.com

*Sign up for our free
woodworking newsletters
and e-mail notification
of special buys at*

www.leevalley.com/newsletter

 **Lee Valley & veritas®**

Mike Siemsen's School of Woodworking

schoolofwood.com

Woodworking classes with a hand tool focus.

Students comments:

"I learned a lot and had a great time last weekend at your shop. Thanks, finally there is a school of this caliber in Minnesota." Bob W.

"There was no way I could have anticipated how much I'd enjoy that class. My old saw works like a charm; I have already used it twice. Thanks, I hope to attend another class sometime soon." Ross L.

"Just want to let you know that my new Holtzapfel style workbench that we made in your class is a great new addition and anchor in my workshop. I plan to attend additional classes in the future. I will eventually take the Windsor chair, side table and handsaw use and sharpening." Steve L.

"I'm not much for taking classes. I'm a woodworker that thrives on doing, making mistakes and learning from them. However, the classes this weekend were extremely valuable and I enjoyed them fully. The setting for the classroom was comfortable, kudos on the food, the content and pace of the class were just right and the openness for questions along with the honesty in answers provided were exactly what I was looking for. Having a deeper knowledge of planes and sharpening now makes me feel like a new door has been opened for me, cool stuff." Jeff W.

Phone: 651-257-9166

email: mike@schoolofwood.com

Wood Glue Just Got Tougher!


Reformulated:

- Type II PVA,
No Foaming
- Dries Natural Color
- Ideal Clamp Time
- Indoor/Outdoor Use



FOR THE TOUGHEST JOBS ON PLANET EARTH®

GORILLA TOUGH EXTRA

1-800-966-3458 Made in USA 

DEWALT

DWS520K
CORDED TRACKSAW
TABLE SAW PRECISION
WHERE YOU LEAST EXPECT IT



PRECISION

A zero-clearance track system, specially designed transmission and precision ground woodworking blade ensure consistently straight, splinter-free cuts.



PORTABILITY

At twelve pounds, table saw precision has never been so portable. The cordless TRACKSAW can be used anywhere.



VERSATILITY

Bevel 0-47° to compound miter sheets of plywood. Clamp track system onto vertical or horizontal surfaces to maximize versatility.



GUARANTEED TOUGH.

Also Available - 28V CORDLESS TRACKSAW DC351KL

PORTER CABLE

THRIVES UNDER PRESSURE. BECAUSE IT WAS ENGINEERED FOR IT.



Model 390



Electronic Load Control for 42% faster material removal



Low profile design reduces sander height by 31% for better control and finish



EnduraTech™ Motor Technology has 71% fewer wear components for 5-10x longer motor life



Electronic motor brake reduces spin-down time by 73% for increased productivity

5" Low Profile Random Orbit Sander with Dust Collection and Hook & Loop Pad
Model 390

5" Low Profile Random Orbit Sander Kit with Dust Collection and Hook & Loop Pad
Model 390K

5" Low Profile Random Orbit Sander with PSA Pad
Model 392

5" Low Profile Random Orbit Sander with Dust Collection and PSA Pad
Model 394

DELTA

THE WORLD'S ONLY UNISAW®. RE-INVENTED.



UNISAW 3 HP or 5 HP with 36" or 52" BIESEMEYER Fence System
Models 36-L336, 36-L352, and 36-L552



Storage Designed for the Woodworker
 Easily accommodates up to 5 saw blades, 3 riving knives, throat plate, push stick, wrench/ arbor nut, and complete guarding assembly



Single-Cast Trunnion System
 Provides the new standard in cast-iron durability & accuracy



2-Position, Quick-Change Riving Knife
 Front of cabinet adjustability with no need to change for non-through cuts





Rockler HPL
Table (26221) \$199.99

Bench Dog®
Portable (20253)
\$249.99

Accessories and stands
all sold separately

Bench Dog®
Baltic Birch
Cabinet
(28331)
\$379.99

Rockler Steel Router Cabinet (41427) \$429.99 with
Cast Iron Top (28856) \$599.99

Do it better with the right router setup

From our affordable high-pressure laminate top to the cast-iron table that will make your neighbor jealous, Rockler has the router table to raise your work to another level.

Check out our brand new Steel Router Cabinet. Made of heavy-duty galvanized steel with integrated above-and-below-the-bit dust collection, it not only looks like a shaper, but performs like one when combined with the Cast-Iron table. Find out just how great your work can be with the right router setup.

Rockler Router Tables – more innovations to help you *Create with Confidence*.

3 convenient Twin Cities locations, visit one today!

Burnsville: 2020 W. Cty Rd. 42 • (952) 892-7999 **Maplewood:** 1935 Beam Ave. • (651) 773-5285

Minnetonka: 12995 Ridgedale Dr. • (952) 542-0111 or online at rockler.com

Magnificent woodworking deserves magnificent wood.


AMERICAN HARDWOODS

Figured Woods
Matching Lumber
Sequentially Sawn
Quarter/Rift Grain
Crotches

See more of
HORIZON's wood at
www.horizonwood.com
or
www.horizonevolutions.com




HORIZON

WOOD PRODUCTS, INC. 

Horizon Wood Products

Box 471 • Ridgway, PA 15853
Ph – 814-772-1651
Fax – 814-776-1681

www.horizonwood.com
www.horizonevolutions.com



– MAGNIFICENT –
*This piece was created by
Dave Diaman
using Crotches and
Figured Cherry from
HORIZON's collection.*

See more of Diaman's work at
<http://diamanwoodcrafters.com>

Exhibitor's Index

A		M		
Anderson, Jeff	42	McLoon, Steven	29	
Ayotte, Ray	19	Mueller, Mike	40	
B		N		
Bredemeier, Dan	17	Neu, Ed	20, 21	
C		P		
Colla, Jeff	44	Pestolozzi, Peter	12, 13	
D		O		
Demas, Dodd	10	O'Keefe, Frank	18	
DiPasquale, Sam	31	S		
E		Sprunck, Brian		22
Estell, Redge	24, 25	T		
F		Tendick, Richard		15
Frankard, Jim	37	Tomashek, Steve		36
G		V		
Gorman, Timothy	43	Vargas, Cindy		41
Gotz, Rich	14	W		
H		Walkowiak, John		16
Hagenbuch, Ethan	34	Wood, Bob		44
Hand, Jeff	46	West, Rutager		38
Heil, Tim	45	Wood, Greg		11
J		Williams, Todd		32, 33
Johnson, Craig	35			
Johnson, Dale	23			
K				
Knudson, Roger	43			
Kraby, Bob	39			
Kubalak, Tony	26			
L				
Lane, David	28			
Laub, Mark	30			
Lelbke, Scott	47			
Letcher, Terrel	27			

YOUNGBLOOD

LUMBER CO.

Wholesale supplier since 1876

- FAST SHIPMENT AND DELIVERY
- FINE QUALITY CABINET GRADE MATERIALS
- ONE ON ONE SERVICE REPRESENTATIVES
- WIDE RANGE OF INVENTORY
- COURTEOUS KNOWLEDGEABLE SERVICE
- MATERIALS SORTED OR SELECTED SPECIFICALLY FOR YOU

Wholesale prices to guild members

HARDWOOD

Lumber and
Plywood

SOFTWOOD

Lumber and
Plywood

SPECIALTY

Panel
Products

STARON

Solid
Surface

NEVAMAR

Decorative
Laminate

OFFICE HOURS
7:30AM-4:00PM

YARD HOURS
7:30AM-3:45PM

SATURDAY HOURS
8:00AM-11:45AM

1335 CENTRAL AVENUE NE • MINNEAPOLIS, MN 55413

612-789-3521 • 800-933-1335 • FAX 612-789-9625

Web Site: www.youngbloodlumber.com

Forest Products Supply, Inc.

Hardwood lumber supplier since 1972

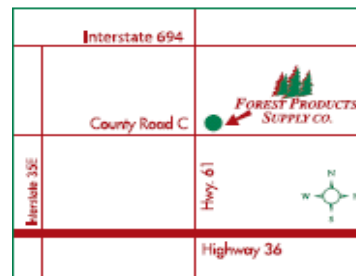
We have the best selection of domestic and exotic hardwood lumber in the Twin Cities. We have installed a new 52" wide belt sander with three sanding heads to help you with your larger projects.

Forest Products provides:

- Seventy different species of lumber in stock
- 10% discount on lumber to guild members
- Cabinet grade plywood (nearly any plywood can be custom ordered)
- Exotic one of a kind turning stock
- Slab lumber up to 4 inches thick and 24 inches wide
- Sanding services (52 inch time saver)
- Planing services (24 inch planer)
- CNC custom cutting services
- Resaw services (resaw up to 12 inches)
- Free advisory services on your furniture or cabinet projects

LOCATION:

1 Light North of Hwy. 36 on Hwy. 61
Northeast Corner



FOREST PRODUCTS SUPPLY INC.

2650 East Highway 61
Maplewood, MN 55109

Phone (651) 770-2834 • Fax (651) 770-3376

www.forestproductssupply.com

HOURS:

9:00 a.m. - 8 p.m. Monday-Thursday
9:00 a.m. - 5 p.m. Friday
9:00 a.m. - 3 p.m. Saturday
Closed - Sunday