

Fortieth Annual

Northern Woods

An Exhibition of Fine Woodworking



Photo by Ramon Moreno

Cindy Darwin

2023 Best In Show



Eden Prairie Center
Eden Prairie, Minnesota
24- 28 April 2024
Minnesota Woodworkers Guild
www.mnwwg.org





POWERFUL BRANDS
BUILDING FOR THE FUTURE

JPW's leading brands supply a deep catalog of industrial products that users trust and rely on to complete the toughest applications.



For more than 60 years, JET has provided the industrial marketplace with superior quality, innovation and service. Fueled by innovative product development and bolstered by hundreds of authorized dealers, JET continues to establish itself as the premier full-line industrial tool brand.



Since 1921, Powermatic has set the Gold Standard for quality and durability for the master woodworker. With innovative products for both commercial and home hobbyists' shops, Powermatic is unanimously regarded as the epitome of woodworking excellence.



Founded in 1999, Baileigh is a leading marketer, manufacturer, and distributor of over 500 metalworking and woodworking products sold under the Baileigh brand across the U.S. and Europe. Baileigh designs and manufactures high-quality, "made-in-the-USA" Baileigh-branded metalworking machinery.



Table of Contents

Welcome	4
Award Descriptions	7
Judges' Biographies	8
Entries	10

Sponsors



Minneapolis and Jordan, MN

History

In 1933, in the depths of the Great Depression, Joseph and Frances Siwek began Siwek Lumber & Millwork what is now SIWEK LUMBER & MILLWORK, INC. The young family, newly married with a young baby, Joe Jr., struggled to make it. Unemployment peaked at nearly 25%, jobs were scarce, and Joe, Sr layed-off from his job at the railroad, he began the unimaginable, a new business.



Given permission from his former employer, Joe, Sr began dismantling “retired” wooden boxcars, bundled the scraps and pedaled them as heating firewood. Loose coal along the rail lines also was packaged and re-sold to families desperate to heat their homes. Times were tough, but so were the Siwek’s. An important work ethic was born.

They operated on E. Hennepin Ave. delivering firewood and coal in trucks. East Hennepin Beverage sold cold drinks to neighborhood homes and businesses. Eventually, America was at war and although times were still difficult, they were getting better. After World War II ended in victory and the men returned to their families, business started to change. New homes sprang up where potatoes were grown in new areas as far north as Lowry Ave.!

Coal and firewood was replaced by natural gas! The Siwek’s adapted to the new building materials market and sold lumber, plywood and insulation to needy homeowners. Basements were finished in wood, garages were added, cabins were built. In 1947, Siwek Fuel and Lumber was incorporated and moved to the current location of their headquarters on Marshall St NE, just north of Lowry Ave in Minneapolis. A shiny new business amid the industry and farm fields along the mighty Mississippi River.

Joe, Jr. and Judy, now raising a family of their own, ushered the business into this new era of prosperity. The 50’s and 60’s were boom times for the neighborhood. Many businesses grew up in NE Minneapolis and jobs were plentiful. Families raising many children lined the neighborhood streets. Miracle products, like sheet paneling for basements, pourable insulation for attics, aluminum storm windows, gypsum board replacing plaster, and hardboard for siding provided new revenues for the business.

Eden Prairie Center

An American Original - A Minnesota Tradition

Eden Prairie Center is pleased to host the fortieth annual edition of The Minnesota Woodworker's Guild Northern Woods Exhibition of Fine Woodworking. We anticipate many positive responses from our customers who appreciate the arts, and we have found our work pleasantly surprises newcomers to the exhibit who are shopping at Eden Prairie Center. It's easy to get caught up in the amazing craftsmanship and forget what you came for!

This show displays the high level of artistic talent the Minnesota Woodworkers' Guild represents. The pieces in the show are made by hard-working, dedicated artisans who appreciate the traditional skills required to work with wood. There are many factors involved in the creation of the pieces on display, and each one is unique to its own creator's personality and interpretation. We hope you will appreciate this effort as you view and admire the works of art. Your most outstanding impression will undoubtedly be that of the quality of workmanship and design which you see through the show.

We thank the Minnesota Woodworkers' Guild for choosing Eden Prairie Center as the site for this exhibition and wish its members the best of shows and much future success.

General Manager

Welcome to the Northern Woods Exhibition

The Northern Woods Exhibition is an annual woodworking show and competition sponsored by the Minnesota Woodworkers' Guild and hosted by the Eden Prairie Center. The show provides an opportunity for woodworkers to display and discuss their craft, and for the community to view the best in high quality woodworking design and construction. The pieces on display are works of art in addition to being functional furniture.

Education is one of the main goals of the Minnesota Woodworkers' Guild. Many of the pieces in this show reflect skills learned at monthly meetings, workshops and seminars sponsored by the guild. If you are a woodworker who wants to learn new techniques and meet with others who are willing to share their knowledge, please be our guest at a meeting and consider becoming a member.

Enjoy the show!

Ed Neu
President
Minnesota Woodworker's Guild

Northern Woods Committee

The Northern Woods Exhibition Committee is composed of several guild members who volunteer their time, energy and expertise to organize this show. They meet each month from December until the show starts. They each receive an assignment or two to make arrangements to make the show a success. This years committee members are:

Mike Johnson	~ Chairman
Bob Kraby	~ Banquet, Photography
Richard Tendick	~ Judges, Photography
George Lucas	~ Sponsors
Travis Frey	~ Show Floor Layout
Pal Ehrlich	~ Master of Ceremonies
Tony Kubalak	~ Show Catalog, Show Brochure & Placards, Posters
Rutager West	~ Award Trophies
Charles, Finne	~ Promotions
Angela Vargas	~ Photography, Post Show Recognition
Ed Neu	~ Judges' Packets, President
Polk Burleson	~ Booth Schedule

If you have suggestions or comments about the show or would like to help with next year's show, please contact one of the above committee members. To view additional pieces of work from past years of Northern Woods as well as our members' gallery, please visit our web site at www.mnwwg.org

Judging

All entries will be judged in a pool rather than in separate categories for each form of furniture. The judging categories are designed to reward woodworkers who are good at creating new ideas or interpreting older ones as well as those woodworkers who are skilled with machines and hand tools. The judges will score how well they liked each piece and how well it was made. Additionally, judges will offer constructive verbal comments on a voice recorder.

The judging categories have been designed to encourage you to enter a piece regardless of your status as a woodworker. It is more than a competition for prizes. The show is meant to be a display of the state of the art of woodworking in Minnesota and a chance for guild members to see what their peers have been up to in the last year. You may decide to enter a piece but not have it judged.

Each piece is eligible to receive only one award from the judges. These awards are listed on the facing page. All pieces are still eligible for the Peer Award and the People's Choice Award.

Additional Awards

In addition to the regular awards, the Minnesota Woodworkers' Guild is pleased to announce one additional award.

Best Youth Piece Award **Sponsored by Mark Powell**

This award will be made to the "Best" piece submitted by a youth, age 18 and under. The piece will be judged on overall craftsmanship. Areas to be considered will be selection of materials appropriate for the piece, execution of joinery, and quality of finish and its appropriateness for the piece. Complexity of the piece will be considered. Extra consideration will be given to pieces of original design.

Glenn Gordon Award **Sponsored by Tom Caspar**

Award Categories

BEST IN SHOW

The winning piece should exhibit the best qualities of most of the following categories.

BEST ORIGINAL DESIGN

A well-designed piece must be both useful and pleasing to the eye. Will it perform its intended job? Good design is in large part a subjective opinion. It is difficult to define what good design should look like, but we can agree how it should affect a thoughtful critic. It invites a second, more intimate look, and asks to be touched by hand and spirit. This award is to be presented to the best design, one that is not a copy of a previously designed piece, i.e., an original design or a unique adaptation of a design style.

BEST TRADITIONAL PIECE

This is an award for the piece which is built in the traditional manner, a reproduction or a piece heavily influenced by a traditional design. Sponsored by the *Society of American Period Furniture Makers*.

BEST DETAIL

The finest craftsmanship is often just a small part of a piece but makes all the difference. This award goes to the best conceived and/or most deftly executed detail that really makes the piece stand out. This might be an exceptional set of dovetails, an expertly carved detail or an exquisite inlay.

THE PEOPLE'S CHOICE

This award is determined by ballots submitted by the public. It recognizes those people's favourite piece in the show. Sponsored by *Forest Products Supply*.

BEST FINISH

The finish may enhance the natural beauty of wood or alter its texture and color. A good finish elevates one's perception of the piece to which it is applied. Depth, luster, and clarity are characteristics of a good finish. Sponsored by *Woodcraft*.

BEST TURNING

This award honours the tradition of turning. This winning piece will exhibit quality of form as well as execution. Sponsored by *Old School Art Center*.

BEST FIRST TIME IN SHOW

Whether professional or amateur this award goes to the best piece entered by a first time Northern Woods exhibitor. Sponsored by *Mark Laub Studios*.

MOST TECHNICALLY ACCOMPLISHED

This is an objective assessment. The best work will exhibit a mastery of many woodworking techniques. It will respect the limitations of working in wood. Qualities to look for include flawless treatment of surfaces, precise joinery and carefully controlled detail. The award will take into account the difficulty of the undertaking. Sponsored by *Woodcraft of Minneapolis*.

WOODWORKING FOR PLEASURE

This prize is awarded to the best piece exhibited by a person for whom woodworking is an avocation. Sponsored by *Mike Siemsen's School of Woodworking*.

3 AWARDS OF EXCELLENCE

Each of the three judges will select an entry entirely at their own discretion for one of three Awards of Excellence. The intent of this award is to recognize a worthy entry that does not fit into another category or for some other reason cannot receive another award. They may also use this award for recognizing a piece that ran a close second to one of the other category winners.

PEER AWARD

This is decided by balloting among all Guild members coming to the show. You will be given a chance to vote for your favorite piece (other than your own) and runners up. Sponsored by *Rockler Woodworking and Hardware*.

Note that all categories are awarded at the judges' discretion. If they do not feel any one piece meets the winning criteria of a category, that category's award will not be given.

2024 Judges

Jeff Hand

I am a 25-year resident of the twin cities having moved to Minneapolis from Texas. I made a personal discovery in 2006 that I needed a non-technical hobby for the sake of my sanity and to satisfy my artistic roots. Thus, my woodworking journey began in 2007 when I attended my first Northern Woods Expedition and joined the guild at that event. I soon found myself immersed in all that this organization has to offer. I have served as a volunteer at the Fall Seminars; as a member of the Programs Committee (monthly meeting planning); as a member of the Board of Directors; and ultimately as the President of the Guild for a short stint. This merry band of Minnesota woodworkers is a truly fantastic group of humans and craftsmen. I am extremely honored to continue my service to the guild as part of the 40th anniversary of the Northern Woods Expedition.



Willie Willette

Willie, with a BA in English, knew he would be working with his hands until he dies. He started Willie Willette Works, after working construction and museum work. He also has taught at MCAD, and consults with At. John's Abby woodworking.



Chris Martin

Martin is an Iowa State University Professor Emeritus where he taught for 23 years from 1999 to 2022. While at Iowa State, he taught furniture design and sustainable development courses focusing on the role of artists and designers in addressing these issues. His interest in sustainable development was inspired by his living in Ghana as a Peace Corps volunteer from 2008 to 2010. In the fall of 2016, he was a Fulbright Fellow in India, where he lived and worked with traditional artisans in developing contemporary furniture pieces, combining their skill sets and aesthetics with his own.

Currently, Martin lives in Colorado, where he recently set up a new home studio for Chris Martin Furniture. He continues to design and produce one-of-a-kind and limited-production furniture pieces influenced by his time in Ghana and India and collaborates with artisans on a series of projects



SAPFM

We are a non-profit organization whose mission includes providing a forum for the understanding and appreciation of American period furniture, its history, and related materials and techniques. Our members include professional full-time cabinet-makers, serious amateurs, conservators, historians, and educators.

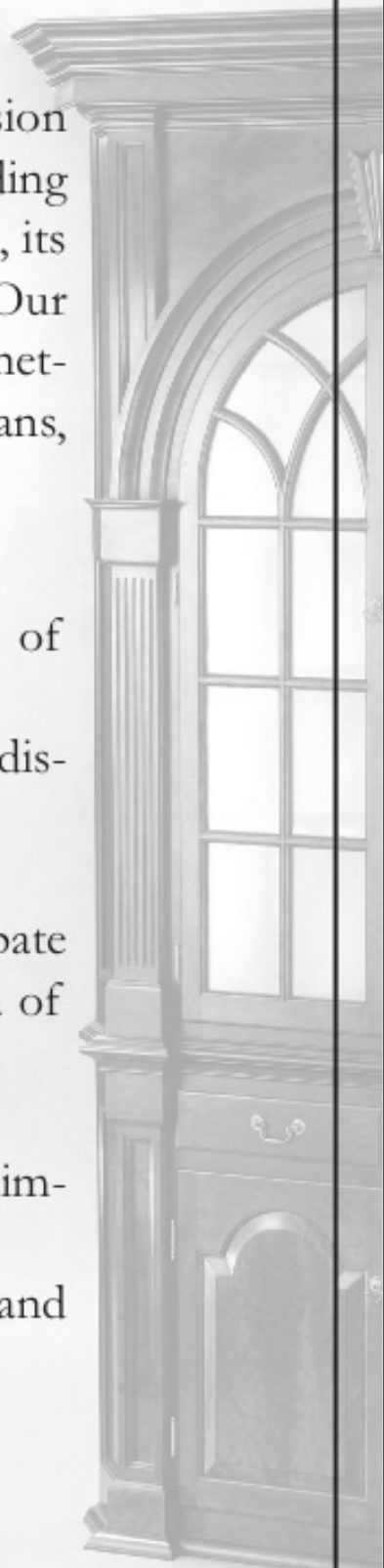
Members of SAPFM enjoy:

- *American Period Furniture*, the annual journal of SAPFM
- an online gallery where member work is displayed
- our quarterly newsletter, *Period Furniture*
- an online forum to post questions and participate in discussions and access to the Member Area of the SAPFM website
- participation in regional chapter events
- opportunities to network with others having similar interests
- eligibility to register for SAPFM conferences and exhibitions.

Learn more about
SAPFM and become
a member today at
www.sapfm.org!



*Society of American
Period Furniture Makers*



No. 2401

Graces Swanson
16130 West Ave SE
Prior Lake, MN 55372
(952) 457-2899
graceswan@gmail.com

Dan was drawn to woodworking when a job injury changed his path. His specialties are chairs, rockers and pulling sleds inspired by books by Maloof and Krenov. Dan is self taught and no computer input was used in planning or production. He created jigs and put together beautiful chairs in a very humble garage shop with simple whitewood and hardwood accents. He was patient and a perfectionist. His shop features unique chairs and other creations -- a place where he was truly at home. He created a wonderful finish, elegant and smooth, that people often reach out to touch it.

Wooden Rocker

Craft is basic to the human spirit and the ability to take a simple piece of whitewood and transform it into a beautiful and useful element is extremely rewarding. This rocker is made of whitewood and walnut. Dan's design for this rocker was to show off the beauty of whitewood. Dan loved woodworking and was a self taught woodworker since 1979. Woodcrafters Maloof and Krenov inspired many of Dan's designs. Each chair is unique in design but all chairs feature the same wonderful finish that is his trademark. All chairs are completely hand built with special jigs to allow construction. The design is decidedly Nordic, speaking to Dan's Norwegian ancestry. One of Dan's rockers was featured in the "Show Off" section of Woodcraft Magazine in March 2006 and he was selected by New Yankee website to be included under "New Yankees at Work" (no longer active)



Technical Details:

Materials: Whitewood & Walnut

Finish: Speciality Shop Finish

Dimensions: 25" (w) x 34" (h) x 48" (d)

Price: Please Inquire.

No. 2402

Paul Elwell
408 5th Ave N.
Sartell, MN 56337
(320) 492-4663
cottageheightsblades@outlook.com

Retired educator and not for profit association
RCEO. Circumstances caused me to “replace”
my son’s stolen family heirloom hunting knife.
From that endeavor evolved the CHB Custom
Fillet Knife.

Book Matched Fillet Knives

I work with twenty-three different cuts of wood: both indigenous and exotic, the most popular being Eastern Red Cedar and Black Walnut. Each knife is distinctly unique with changing wood color and grain. Handles and sheaths are book matched grain from same stock. Because of carefully selected and measured patterns, stainless steel pins (rivets) are hidden internally in the handle assuring the integrity of the handle and unique external patterns. Twenty-one steps are taken to complete each knife which include routing sheaths, belt sanding, hand sanding succession of 80, 150, 200, 400, 800, 2000 steel wool hand sandings, with five coats of marine spar; each coat dried and buffed, taking shortly less than 2 ½ days to complete.



Technical Details:

Materials: Book-matched indigenous and exotic wood types, stainless steel blades

Finish: Marine spar.

Dimensions: 15” (w) x 8” (h) x 16” (d)

Price: Range - \$135 to \$155

No. 2403

Charles Finne
6900 W 105th St
Bloomington, MN 55438-2183
cfinne@icloud.com
(952) 829-5696

Retired surgeon and hobby woodworker
who made furniture pieces for our home
to make up for lack of hand-me-downs.

Becky's Delight

End grain cutting board made during a class with Alex Snodgrass at Woodcraft. I have been intrigued by pictures of the 3-D effects of mixing woods and thought it would be interesting to try it. What better way is there than with a class taught by an expert.



Technical Details:

Materials: Maple, cherry and walnut.

Finish: Mineral Oil and wax.

Dimensions: 18" (w) x 1.5" (h) x 9.5" (d)

Price: Not For Sale

No. 2404

A

aron Fitch
3959 27th Ave S.
Minneapolis, MN 55406
(612) 810-8843
aaron@fitchtank.net

I'm a third generation carpenter with a passion for everything wood related. My earliest memories of trees and wood are of walks through the forest with my Grandpa. He would point out different trees, describe their growth/life cycles and then explain how it translated to their different uses in wood working and building. This experience gave me a deep appreciation for the material and continues to inspire me to highlight the unique characteristics of different types of wood.

Red Oak Table

With this set I wanted to challenge myself to create something beautiful and original, using a material I prefer to avoid; Red Oak. I dislike red oak because of how porous the grain can be and generally dislike the color and texture. Through many hours of experimenting with ebonizing techniques I found the characteristics of Red Oak, which make it 'less appealing'; porous grain and deep orange color, make it the perfect candidate for vinegar ebonizing. The porous grain quickly soaks up the ebonizing vinegar allowing for the tannins deep inside the oak, thoroughly dyeing the wood black. The table and set of 4 chairs is made from a single 8/4"x10"x 10' red oak board. I ripped the material into strips and glued it back up to expose the quarter sawn flakes.



Technical Details:

Materials: Red oak, wood glue.

Finish: Rubio monocoat over ebonized oak

Dimensions: 48" (w) x 20" (h) x 28" (d)

Price: Please Inquire

No. 2405

Dale Anderson
14940 West Vermillion Circle NE
Ham Lake, MN 55304
(763) 443-3620
dalema2000@aol.com

As a boy, I remember being fascinated by the tools on my father's workbench. Industrial arts class in high school taught me the basics of woodworking tools and introduced me to the beauty of wood. My recent retirement from corporate institutional coffee and beverage sales has allowed me to pursue my woodworking passion. Like most woodworkers, my constant goal is to learn something new with every piece of furniture.

Walnut Sofa / Entry Table

This Walnut Sofa / Entry Table made with solid walnut, Brazilian bloodwood accents, and tapered legs. Finished with a hand-rubbed Tung oil, Boiled Linseed oil, and varnish blend. A combination of highly figured walnut and Brazilian Bloodwood accents gives this piece a unique and distinctive look.



Technical Details:

Materials: Solid figured black walnut and Brazillian Bloodwood.

Finish: Hand rubbed Tung Oil, Boiled Linseed Oil, and varnish blend.

Dimensions: 46" (w) x 31" (h) x 15" (d)

Price: \$395.00



No. 2406

Dale Anderson
14940 West Vermillion Circle NE
Ham Lake, MN 55304
(763) 443-3620
dalema2000@aol.com

As a boy, I remember being fascinated by the tools on my father's workbench. Industrial arts class in high school taught me the basics of woodworking tools and introduced me to the beauty of wood. My recent retirement from corporate institutional coffee and beverage sales has allowed me to pursue my woodworking passion. Like most woodworkers, my constant goal is to learn something new with every piece of furniture.

Maple Sofa / Entry Table

Maple Sofa / Entry Table Made with solid Hard Maple and tapered legs. Finished with a clear polyurethane. The clear polyurethane finish gives this piece a bright and clean look to match any décor.



Technical Details:

Materials: Solid Hard Maple

Finish: Clear Gloss Polyurethane

Dimensions: 43" (w) x 23" (h) x 12.75" (d)

Price: \$295.00

No. 2407

D

ale Anderson
14940 West Vermillion Circle NE
Ham Lake, MN 55304
(763) 443-3620
dalema2000@aol.com

As a boy, I remember being fascinated by the tools on my father's workbench. Industrial arts class in high school taught me the basics of woodworking tools and introduced me to the beauty of wood. My recent retirement from corporate institutional coffee and beverage sales has allowed me to pursue my woodworking passion. Like most woodworkers, my constant goal is to learn something new with every piece of furniture.

The Agate Collection

The Agate Collection End Tables feature spectacular curly white oak. The intriguing grain of this marvelous specimen is reminiscent of my childhood excursions hunting for beautiful Lake Superior agates. My design incorporates tapered legs, curved tops, single drawers, and beaded edge details. The tables have continuous-grained pieces of matching curved white oak tops and drawer fronts. Mortise and loose tenon joints were used for a strong and durable construction, followed by four coats of hand-rubbed tung oil, boiled linseed oil, and varnish blend.



Technical Details:

Materials: Curly White Oak

Finish: Hand Rubbed Tung Oil, Boiled Linseed Oil and Varnish Blend.

Dimensions: 14.5" (w) x 23" (h) x 23.5" (d)

Price: Not For Sale

No. 2408

Jeff Hand
5844 Portland Ave S.
Minneapolis, MN 55417
(612) 710-2004

I am a 25-year resident of the twin cities having moved to Minneapolis from Texas. When laid up from surgery for a week back in 2006, I was thinking about hobbies and searched online for 'wooden art' and stumbled upon the work of guild member Thomas Schrunk. I was hooked. Instantly. I have been associated with the guild since 2007 when I attended my first Northern Woods Exhibition. I find inspiration in architecture and photography as well as the creations of my fellow craftsmen. Enjoy the show!

Simple Sitting Bench

Truly, this bench's purpose is nothing more than a place to park your bum and put on your shoes every day... I had some leftovers from other projects/experiments I could not bring myself to part with. Woodworkers are funny that way. I channeled George Nakashima (a definite influence) and there's a little nod to James Krenov too. Luckily, I was able to solve a design challenge presented by the materials and make use of wood that may have been considered scrap by others.



Technical Details:

Materials: Cherry and Walnut.

Finish: Oil

Dimensions: 42" (w) x 18" (h) x 14" (d)

Price: Not For Sale

No. 2409

David Hefner
843 Pinetree Ct
Little Canada, MN 55109
(651) 263-4006
hjeandave@gmail.com

I have been retired for about 15 years and find it very relaxing to work with wood. I mostly started making reproduction pieces from the Mission style. Lately i have been making more creative pieces incorporating natural materials to enhance the beauty of the wood.

A Tribute to the Elk

I picked up this matched set of elk sheds on a trip out west and wanted to display them in a special way. I believe as a hunter we should honor the animals we chose to hunt and this is my way of doing just that.



Technical Details:

Materials: White oak and shed antlers.

Finish: Wipe on poly

Dimensions: 65" (w) x 20.5" (h) x 20" (d)

Price: Please Inquire.

No. 2410

Craig Jentz
5217 Logan Ave South
Minneapolis, MN 55419
(651) 249-5787
craig@woodzest.com

I am a custom furniture wood artist. My forte is incorporating graceful curves into the objects I design and build. I value creative design and working outside the boundaries of standard production furniture. Wood is a beautiful medium and my pieces are meant to accent the natural beauty of the wood and its grain. My mission is to design and build creative pieces that meet the unique needs of my customers, and that will be the focal point of their living spaces. After a career in the corporate IT world, I now fill my retirement time by doing what I love best. I share a cooperative Minneapolis shop with six other talented individuals.

Whip-it

Building this free form piece was pure joy. The lines on the bench are meant to captivate and pull the eye. The design was led by what curves and undulations looked right, not by technical drawings. The bench's ribbon is formed from sixteen 15' long ash plies which were laminated together while bent around a framework. The seat is made of thermal ash, which is a process where the wood is heated in an oxygen free vacuum. This causes the sugars in the wood to caramelize, giving it the rich brown tone.

I was inspired to build this after reading an article about Irish furniture maker Joseph Walsh, who is a master of this realm. Many thanks to my shopmates Jake Brown, Richard Helgeson and Jason Holtz for their fantastic design ideas and extra hands wrestling the laminations.



Technical Details:

Materials: Ash, thermal ash

Finish: Livos

Dimensions: 65" (w) x 26" (h) x 28" (d)

Price: \$8,500

No. 2411

Jeff Johnson
5020 Quam Circle NE
Saint Michael, MN 55376
(763) 300-8788
jscout582@aol.com

I am a retired carpenter and have been involved in woodworking for most of my adult life. Most of my projects are by request from someone I know (“Can you fix this?” or “ Can you make this for me?”) Since I love a challenge, I rarely say no. I have a collection of good tools and they are all on wheels in my 2 car garage so everything can be moved so my wife’s car can park inside when the weather is bad.

Chess Table & Pieces

This is my second chess table. the first was for my son who is a counselor with the VA in Missoula, Montana. His clients (combat veterans) don’t always want to open up about their problems, so a chess game helps them to relax. Like any woodworker, I am my own harshest critic and felt I could do better on some of the details so, challenge accepted.

Technical Details:

Materials: Walnut, ash titebond 2

Finish: Lacquer, tabletop epoxy

Dimensions: 26” (w) x 31” (h) x 26” (d)

Price: Make Me a Good Offer

No. 2412

David Kiner
16341 Temple Terrace
Minnetonka MN 55345
(612) 308-1922
mrkiner@gmail.com

I'm a retired engineer and a life-long enthusiast of woodworking. I built this piece for my daughter/stepson's wedding in October of 23'. Since I have never entered any of my work in any kind of contest or show, I thought this would be a nice time to see how it's accepted at the Eden Prairie show? You can see a picture of me with the cabinet in this month's "Fine Woodworking" Feb '24, on p. 10

Wedding Legacy Cabinet

The stand of this cabinet was from reclaimed oak beams which were over 100 years old, worm holes add to the character of the piece. The stand is assembled with mortis and tenon joinery. The cabinet is made from quarter-sawn oak which floats over the stand. Through dovetail joints stand proud on the base with through mortis and tenon pins accenting the side panels. Black walnut dividers provide cubbies for storage and the small cabinet door is made from Chechen wood and an oak pull. The five other drawer fronts are quarter sawn oak with black walnut pulls. Only 4 metal fasteners were used to attach cabinet to stand. Finish I used is Waterlox satin finish. A laser was used to inscribe the wedding date inside the drawer.



Technical Details:

Materials: Quarter sawn oak, 100 y/o re-claimed oak, black walnut, chechen, aspen.

Finish: Waterlox original satin finish.

Dimensions: 24.5" (w) x 54" (h) x 14.25" (d)

Price: Not For Sale.

No. 2413

S

tu Fox
4670 Decatur Ave N
New Hope, MN 55428
(612) 644-4768
stufox6@msn.com

I am a hobbyist woodworker that took up woodworking after retirement in 2015. I took shop in Junior High and worked in landscape construction after college building retaining walls, fences and decks. I landed a City Forester job (my college degree) for a municipality and worked 38 years in the Parks and Nature Resources field. I took woodworking classes as I approached retirement and found them challenging and rewarding. I have honed my skills through additional classes and my own home shop.

Honey, I've Been Thinking

This coffee table was inspired by my wife wanting a smaller table for our living room. She looked on Wayfair but couldn't find one she liked. We talked it over and I said, why don't I build you a table. She told me the dimensions she had in mind and I started drawing ideas for her to look at. This was followed by a small scale model and a full size cardboard mockup. She gave the thumbs up and I went to work building it. The piece is made of mahogany veneer over MDF with solid mahogany sliding door and base.



Technical Details:

Materials: Mahogany veneer, solid Mahogany, MDF and brass handle

Finish: Shellac, Glazing Stain, and Urethane Topcoat

Dimensions: 40" (w) x 17" (h) x 16" (d)

Price: Not For Sale

No. 2414

S

tu Fox
4670 Decatur Ave N
New Hope, MN 55428
(612) 644-4768
stufox6@msn.com

I am a hobbyist woodworker that took up woodworking after retirement in 2015. I took shop in Junior High and worked in landscape construction after college building retaining walls, fences and decks. I landed a City Forester job (my college degree) for a municipality and worked 38 years in the Parks and Nature Resources field. I took woodworking classes as I approached retirement and found them challenging and rewarding. I have honed my skills through additional classes and my own home shop.

Cherry Butterfly Table

This table is a Phillip Morley design. I was drawn to making it after seeing it on his web page. The table is made from shop sawn cherry veneer and solid cherry for the legs and apron. The top was created using two bookmatched pieces of cherry veneer (that look like butterfly wings) with an insert of walnut veneer pieces (to form the body). The legs are splayed and tapered making the piece look very delicate. The offset veneered drawer box is geometric in shape and is adorned with black palm pull and ebony.



Technical Details:

Materials: Cherry, cherry veneer, walnut veneer, palm wood, ebony and shop made lumber core of yellow poplar

Finish: Shellac and lacquer

Dimensions: 36" (w) x 31" (h) x 14" (d)

Price: Not For Sale

No. 2415

Karl Heal
1602 Berkeley
St. Paul, MN 55105
karl.heal@gmail.com
(612) 616 -2391

I have been working with wood for a hobby for most of my life. Now that I am retired I have gotten more involved in the Minnesota Woodworkers Guild. I have been fortunate to be a member of the Design Special Interest Group (SIG), and am taking advantage of Guild meetings, seminars and classes.

Window Bench (Bridge Inspired)

My wife suggested that I build a bench to replace the not so nice bench under the window at our cabin. First design attempts were to make the bench a combination storage/bench. None of those designs inspired me to want to start building. I abandoned the storage concepts after getting inspired by the Smith Avenue bridge in Saint Paul. The Design SIG reviewed my concept model and provided good ideas and feedback, some of which were incorporated into the final design.



Technical Details:

Materials: White oak, maple, steel rods fabric and foam.

Finish: Polyurethane.

Dimensions: 57.5" (w) x 17" (h) 13" (d)

Price: Not For Sale.

No. 2416

Mike Thomas
21525 Nystrom Lane
Corcoran, MN 55340
(612) 716-0078
handyrocket72@gmail.com

I have been doing woodworking since before I can remember. My dad was home builder and cabinet maker. Instead of going to daycare as a kid I was with him on the job sites or in the shop. Woodworking is my passion. I love the smells, the sounds, the sights, and the warm chips coming off the planer. I build cabinets, furniture, toys, games, and many other things. I am thankful for all that I learned from my father and grandfathers.

Oval End Table

Prior to this project, nearly all of my work has revolved around straight lines. Of course I have utilized profiles with curves on trim or rounded the corner of something. But the base component of my work was generally square and straight. I saw this piece in a furniture catalog and thought “I wonder if I could do that?” After lots of research on ovals and ellipses I convinced myself to give it a try. The funnest part of this project was figuring out how to design the parts, and then how to make them. There was lots of trial and error and many jigs. Making the jigs was just as much fun as the tables.



Technical Details:

Materials: Hard maple lumber, curved maple plywood (purchased), cherry drawers

Finish: Light brown stain with satin clear conversion varnish.

Dimensions: 24” (w) x 30” (h) 19” (d)

Price: \$1200 for the set of 2

No. 2417

R

Richard Tendick
17760 Jaguar Path
Lakeville, MN 55044-9674
(952) 435-6011
rctendick@yahoo.com

I started woodworking in my father's shop, took woodworking in high school and in college. I worked as an engineer for an industrial container company for 27 years. While working as an engineer, I was making patterns for making cast iron parts for old machines. At home I was building furniture and cabinets. After retiring, I worked as a contractor for several years and then became an editor for the American Woodworker magazine. After the magazine was shut down, I started a company making quilt hangers.

Big Leaf Maple Burl and Resin Plate

I accidentally stumbled on a YouTube video where a wood turner was adding resin in his turnings. I was intrigued by the combination and the potential to make beautiful turned pieces. A lucky find of a big leaf maple burl started me on the way. I purchased some equipment and modified it to meet my needs. I then made this plate from two slices of the maple burl and polyurethane resin. The rugged surface of the burl and the beauty of the burl's grain, when combined with the resin makes a beautiful piece.



Technical Details:

Materials: Big Leaf Maple Burl and Polyurethane resin.

Finish: Shellac

Dimensions: 8" (w) x 8" (h) x 1" (d)

Price: Not For Sale

No. 2418

Tony Kubalak
3660 Robin Lane
Eagan, MN 55122
apk@uwalumni.com
(651) 452-2021

I have been a period furniture maker since 1999. I am interested in high style Queen Anne and Chippendale pieces. All of my period projects have been faithful reproductions of originals that are part of museum or private collections. I strive to make each piece as close to the original as possible. This includes surface texture and hand tool marks as well as construction details. In addition I give the finish an aged look and feel. The goal is to have my reproduction look and feel like it is 250 years old.

Philadelphia Queen Anne Dressing Table

This is my walnut reproduction of a Queen Anne Dressing Table that was made in Philadelphia in the mid-18th Century. It is featured in Albert Sack's book "Fine Points of Furniture". Sack describes it this way, "The ultimate in a Queen Anne Philadelphia lowboy."



Technical Details:

Materials: Mahogany, pine and white oak.

Finish: Water based dye, shellac, glaze and wax

Dimensions: 34.5" (w) x 29.625" (h) x 17.25" (d)

Price: Please Inquire

No. 2419

Steve McLoon
Caslet Arts, Studio 221
Minneapolis, MN 55113
(651) 334-4463
steven@millennium-studio.com

Steve began woodworking in 2007. He has taken numerous courses and workshops taught by some of the top craftsmen in the country. Steve divides his studio time between turning and furniture making. He strives to celebrate the awesome characteristics of natural wood in his work. His studio is in the Casket Arts building in the northeast Minneapolis Arts District. You are invited to visit during his open studio events. Please see his website for details (www.millennium-studio.com).

Risen from the Earth

I am inspired by the work of Alain Mailland, possibly the best currently active woodturner in the world. He turns very organic, multilevel sculptural pieces, which is what I tried to emulate with this piece. It was turned and then carved and sanded. It was made from a branch that came down from a walnut tree in my backyard in Roseville.



Technical Details:

Materials: Walnut

Finish: Oil & varnish

Dimensions: 4.75" (w) x 8" (h) x 4.75" (d)

Price: \$575

No. 2420

S

teve McLoon
Caslet Arts, Studio 221
Minneapolis, MN 55113
(651) 334-4463
steven@millennium-studio.com

Steve began woodworking in 2007. He has taken numerous courses and workshops taught by some of the top craftsmen in the country. Steve divides his studio time between turning and furniture making. He strives to celebrate the awesome characteristics of natural wood in his work. His studio is in the Caslet Arts building in the northeast Minneapolis Arts District. You are invited to visit during his open studio events. Please see his website for details (www.millennium-studio.com).

Greene & Greene Inspired Side Table

I have been studying the furniture of Greene & Greene. Many of the features of this table were inspired by aspects of various pieces of Greene & Greene furniture. Some of these features include the bread board tabletop with ebony splines, the ebony plugs, the cloud lift pattern in the tabletop ends, aprons and stretchers, and the indents near the bottom of the legs. The splines are functional in that they allow seasonal movement of the main tabletop, which is different than the movement of the breadboard ends. The white oak used for this table came from a tree I harvested in Minneapolis.



Technical Details:

Materials: White oak & ebony inlay.

Finish: Oil and varnish

Dimensions: 21.25" (w) x 23" (h) 26" (d)

Price: \$1250

No. 2421

Douglas Perlick
2702 County Road 35 W
Buffalo, MN 55313-4492
(763) 312-0718
dperlick@q.com

Been woodworking for 70 years. Enjoy
trying new techniques and especially
making jigs.

Box With Floating Lids

Box with veneered top and four floating lids opening from each corner.



Technical Details:

Materials: Maple and Walnut

Finish: Shellac

Dimensions: 7.5" (w) x 2.5" (h) x 7.5" (d)

Price: Please Inquire

No. 2422

Douglas Perlick
2702 County Road 35 W
Buffalo, MN 55313-4492
(763) 312-0718
dperlick@q.com

Been woodworking for 70 years. Enjoy trying new techniques and especially making jigs.

Wooden Box With Two Floating Tops

Like solving technical problems like the floating tops.
I also like to work with my homemade veneering bag.



Technical Details:

Materials: Cherry case with walnut trim, splines, hinges. Top is birdseye maple

Finish: Shellac

Dimensions: 9.5" (w) x 4" (h) x 6.5" (d)

Price: Please Inquire

No. 2423

Yana Frank
2739 Garfield Ave
Minneapolis, MN 55408
(612) 401-6992
yana@usiwireless.com

Originally from Germany, I have lived in Minneapolis for almost 30 years. After studying architecture, I apprenticed in a wood shop in order to learn the practical aspects of furniture making. After years of working as a craftsperson, I recently started my own business combining my woodworking skills with my passion for design. I strive to create unique pieces inspired by the grain and character of the wood, and I love creating custom designs combining beauty with functionality. Lately, I have been increasingly drawn to pieces that fall somewhere between art and furniture, questioning boundaries and embracing playing with ideas.

Blocky Table

This is very much a found object piece, “recycling” wooden cut-offs from heavy timber construction and using a piece of glass found in the street. I was drawn to the big chunks of solid wood with all of their character – splits, knots, rough edges, markings. Rather than clean them up or shape them much, the piece of furniture is an assemblage of these blocks creating a solid wood base for the glass top. The pieces of wood are held together by large hidden dowels, making for both a strong connection but also for a piece of furniture that can be taken apart and moved. What looks deceptively simple is actually a thoughtfully designed piece of furniture expressing the playful spirit of stacking blocks and contrasting the heavy wood with the light elegance of glass.



Technical Details:

Materials: Solid wood blocks, glass tops.

Finish: No finish.

Dimensions: 42” (w) x 36” (h) x 24” (d)

Price: Please Inquire

No. 2424

Yana Frank
2739 Garfield Ave
Minneapolis, MN 55408
(612) 401-6992
yana@usiwireless.com

Originally from Germany, I have lived in Minneapolis for almost 30 years. After studying architecture, I apprenticed in a wood shop in order to learn the practical aspects of furniture making. After years of working as a craftsman, I recently started my own business combining my woodworking skills with my passion for design. I strive to create unique pieces inspired by the grain and character of the wood, and I love creating custom designs combining beauty with functionality. Lately, I have been increasingly drawn to pieces that fall somewhere between art and furniture, questioning boundaries and embracing playing with ideas.

Marble Breaks

I was inspired to make this piece looking at broken sidewalks and the tree roots breaking them. Pondering how we humans create so much rectangular concrete yet in the end nature reasserts itself. Life is always growing, changing, pushing and in the end cracks all stone. This table expresses that idea through a marble top that appears to have been broken by the wooden “roots” below it. There is a transition from a formal wooden pedestal base turning into a more organic shape towards the top, with wooden tendrils pushing their way up into the marble top and seemingly making it crack. The execution of this sculptural piece really pushed me to my limits as a woodworker as even just making a small model or drawing on the computer proved very difficult. But despite all these struggles, I have been very committed to making this vision a reality.



Technical Details:

Materials: Marble, walnut

Finish: Danish oil

Dimensions: 34” (w) x 30” (h) x 34” (d)

Price: Please Inquire

No. 2425

A

Ilan Schultz
2096 Roblyn Ave
St Paul, MN 55104
(651) 398-7001
thenaturaledge@outlook.com

I've been a professional furniture designer/craftsman for 35 years, and have owned and operated two different shops during that time. My professional inspirations have been Maloof, Nakashima, and Esherick, but not Krenov.

Red Malle Entry Table

Red Mallee is one of several Aussie burl species we use for tables. The Natural Edge imports burls from Australia, dealing directly with the person who harvests them from the Outback. This ensures that our burls are ethically sourced and sustainably harvested. The curved metal base is our own design; the welding and fabricating is outsourced.



Technical Details:

Materials: Red Mallee burl and steel

Finish: Odie's Oil

Dimensions: 14" (w) x 36" (h) 42" (d)

Price: Not For Sale (Similar pieces ~\$1800)

No. 2426

A

Ilan Schultz
2096 Roblyn Ave
St Paul, MN 55104
(651) 398-7001
thenaturaledge@outlook.com

I've been a professional furniture designer/craftsman for 35 years, and have owned and operated two different shops during that time. My professional inspirations have been Maloof, Nakashima, and Esherick, but not Krenov.

Round Table With Triangular Base

This 54" diameter round table is solid walnut, as requested by the customer, who also wanted a unique wood base. Previously we'd done a triangular wood base for live edge round burl tables. This commission allowed us the opportunity to scale up the triangular wood base design to accommodate a full size dining table.



Technical Details:

Materials: Solid Walnut

Finish: Shellac undercoat followed by water based satin polyurethane

Dimensions: 54" (w) x 30" (h) x 54" (d)

Price: Similar Table \$2800



No. 2427

Tim Heil
3800 Big Fox Road
Gem Lake, MN 55110
(651) 492-3047

I was introduced to woodworking during middle school wood shop class. The year was 1966. My woodworking speciality is wood turning. That means I cut wood as it spins on the lathe. I make functional things like pepper grinders, fishing lures, and wood bowls. My work has appeared in Fine Woodworking magazine 4 times.

Pepper Grinders

I turned a series of pepper grinders to share with family and friends. This project allowed me to explore a variety of functional designs using a variety of woods.



Technical Details:

Materials: Curly Maple, Pear Wood, Boxelder, Ash, Hackberry

Finish: Wax Free Shellac and Waterlox Varnish

Dimensions: 2" (w) x 12" (h) x 2" (d)

Price: Not For Sale

No. 2428

Tim Heil
3800 Big Fox Road
Gem Lake, MN 55110
(651) 492-3047

I was introduced to woodworking during middle school wood shop class. The year was 1966. My woodworking speciality is woodturning. That means I cut wood as it spins on the lathe. I make functional things like pepper grinders, fishing lures, and wood bowls. My work has appeared in Fine Woodworking magazine 4 times.

Makeup Mirror

I turned three separate pieces and joined them together to make a two sided makeup mirror



Technical Details:

Materials: Baltic Birch plywood, curly maple, mirrors

Finish: Waterlox Varnish

Dimensions: 8" (w) x 12" (h) x 6" (d)

Price: Not For Sale

No. 2429

Tim Heil
3800 Big Fox Road
Gem Lake, MN 55110
(651) 492-3047

I was introduced to woodworking during middle school wood shop class. The year was 1966. My woodworking speciality is wood turning. That means I cut wood as it spins on the lathe. I make functional things like pepper grinders, fishing lures, and wood bowls. My work has appeared in Fine Woodworking magazine 4 times.

Turned Platter With Rosemaling

This is a collaboration:

Turning by Tim Heil
Painting by Tara Austin



Technical Details:

Materials: Poplar

Finish: Oil paint with a danish oil finish on the raw wood.

Dimensions: 18" (w) x 2" (h) x 18" (d)

Price: Not For Sale

No. 2430

Paul Ehrlich
15820 37th Street South
Afton, MN 55001
(651) 204-0105
paul@ehrlich.com

I enjoy the challenge of designing a project then figuring out how to fabricate it. I lean toward designs that are craftsman style, but this years entry is my first attempt at more of a mid-century style.

Infinity Table

This piece is an homage to mid-century modern design and features arched legs and spreaders which straddle the infinity base.

Technical Details:

Materials: Laminated cherry with maple legs and spreaders

Finish: Oil / urethane.

Dimensions: 48" (w) x 18" (h) x 24" (d)

Price: Not For Sale

No. 2431

R

rutager West
1602 Hazel St N
St. Paul, MN 55119
rutagerwest1@gmail.com
(651) 774-6794

My introduction to woodworking was in Jr High shop class, doing a few simple projects. I signed up for High School shop after that, but never really did any sophisticated projects until my early twenties when I worked at a High School and was able to use the shop. I now have e my own shop along with more than my fair share of tools.

Jewelry Box

Boxes are just plain fun to build and working with exotic wood burls really highlights the beautiful woods that nature has made. I particularly like to try and add details to set my box apart from just six sides of wood.



Technical Details:

Materials: Indonesian Madrone Burl, Ebony and Holly.

Finish: Shellac

Dimensions: 13" (w) x 5" (h) x 8" (d)

Price: \$1250

No. 2432

David Lane
4648 Aldrich Ave S.
Minneapolis, MN 55419
david56@khd1.org
(612) 822-6362

I am a retired librarian with a passion for both books and woodworking. I especially enjoy working with hand tools which, aside from a router table, are all that I have in my small shop. For larger tasks like re-sawing I make use of either the Edina Community Woodshop or the Twin Cities Makers Space, both of which are excellent resources. I also enjoy learning new skills and tips from fellow Guild members.

Robert Pirsig's Toolbox

2024 marks the 50th anniversary of Robert Pirsig's classic "Zen and the Art of Motorcycle Maintenance." Pirsig died in 2017. His motorcycle was donated to the Smithsonian Institution and other items were sold in auction, including his blue Craftsman toolbox. I recreated the toolbox along with a number of his motorcycle maintenance tools as a mini-archive and study guide. Included are a copy of the book, tools selected from his list on page 48, a 1966 owners manual for his Honda Superhawk, and vintage road maps outlining the journey from Minneapolis to San Francisco. I also designed a similar folding map with further details about the book. Except for the hinges, the box, tool tray and tools are made entirely of wood. Designing and fashioning the tools from wood was a challenge. Sliding the maple Zen emblem forward opens the drawer.



Technical Details:

Materials: Walnut, maple, oak, poplar, cherry, ebony.

Finish: Red and blue milk paint; rub-on polyurethane; wax.

Dimensions: 19" (w) x 9" (h) x 8" (d)

Price: Not For Sale

No. 2433

Jake Brown
5616 Elliot Ave
Minneapolis, MN 55417
(540) 525-5169
Jakebrownva@gmail.com

Jake Brown began woodworking in Roanoke, Virginia in 2013. He spent time in construction as well as millwork. In 2018 he graduated from the Fine Woodworking Immersion program at Vermont Woodworking School. After graduating, Jake moved to Minneapolis focusing on a career in custom furniture.

Solace Floor Lamp

I want this lamp as well as all of my work to alchemize anxiety into solace. I chose to pursue woodworking a decade ago while in a mental health facility. My journey as a craftsperson and artist is synonymous with my journey from struggling through to harmonizing with my mental health. A few years ago, I watched Ingrid Fetell Lee's Ted Talk on the Aesthetics of Joy. In her talk she cited a correlation between sharp, angular shapes with fear and anxiety. I took a glance and my portfolio and realized my headspace and my design aesthetic were interlaced. I have since made it my mission to harness what has brought me so much pain and forge it into beauty for all those who interact with my work. My lamp incorporates sharp lines to cut through the boards and reveal all of the yet unseen facets of the grain. Traditionally overlooked grain direction has so many rich details to offer. Ultimately, I chose to make a floor lamp as a way to bring light into a sometimes-dreary world, and illuminate that pain with what was once my own.



Technical Details:

Materials: Walnut, White Birch

Finish: Livos

Dimensions: 24" (w) x 64" (h) x 12" (d)

Price: \$1500



No. 2434

John Boone
1408 Irving Ln
Burnsville, MN 55337
(952) 412-9756
jvboone@gmail.com

I became interested in woodworking again following my retirement in 2022. My pieces have been inspired by a desire to make functional custom designed furniture and fun objects for friends and family.

Eve's Cocoa

Eve's Cocoa is a hollow body rocking horse made from poplar. This rocking horse was inspired by a desire to make a special toy for my granddaughter. It was important to me to design a unique rocking horse. The body of the horse consists of a laminated internal wooden support structure and solid wood exterior. The rockers are bent lamination using poplar. The finish is cocoa and white milk paint with a tung oil top coat. The tail and mane are horse hair epoxied into the wood. The ears are leather. The saddle seat is leather enclosing a CNC carved wooden seat. The saddle skirt is leather stamped with custom made wood stamps then painted to highlight the images.



Technical Details:

Materials: Poplar, Leather, steel counter weight.

Finish: Cocoa and White milk paint, tung oil, leather dye, leather finish, acrylic leather paint

Dimensions: 50.5" (w) x 32.35" (h) x 14" (d)

Price: Not For Sale

No. 2435

Ed Neu
MapleRock WoodWorks
7344 27th St S.E.
Buffalo, MN 55313
(612) 840-6732
ed@MapleRockWoodWorks.com

Ed Neu is an award-winning designer and builder of custom and reproduction furniture, and other wooden treasures. Working from his shop in Buffalo, Minnesota, he produces custom commissions for clients, and speculative pieces for shows. He enjoys providing solutions for people – creating a custom piece of furniture to fit in a specific location or provide a unique set of features. Ed’s work has been featured in *Fine Woodworking Magazine* and *Woodworker’s Journal* Today’s Woodworker blog. Ed has had his pieces displayed in various venues around Minnesota. His work can be seen on the web at www.MapleRockWoodWorks.com

Half Demilune Table

This half demilune table was designed to fit neatly into a corner nook, next to your favorite over-stuffed chair. It is made from cherry, with walnut bead inlays and hand carved details on each leg, just below the table apron. It was inspired by the work of Owain Harris at the Minnesota Woodworkers Guild’s 2022 Fall Seminar, and a design published in *Fine Woodworking* magazine a couple years ago. The four finely turned tapered legs are accented with a hand-carved, neoclassical inspired detail just below the table apron. The beveled edge of the top gives it a light, airy feeling.

The table is 25” tall and 18” on each side.



Technical Details:

Materials: Cherry, walnut.

Finish: Wax over waterlox.

Dimensions: 18” (w) x 25” (h) x 18” (d)

Price: Please Inquire.

No. 2436

Don Wattenhofer
34198 Basswood Lake Road
Ponsford, MN 56575
(218) 573-2386
donwatten@gmail.com

I have a lifetime of wood working doing projects such as building a boat, filling my first house with furniture and an addition, completely finishing the interior of my retirement home including all of the wood trim and cabinetry and more wood turned pieces than I can give away or sell. I am a former member of WNWWG, Northern Woods committee, MWA and currently member of the MN Lakes Woodturners.

Serial 24001 Model UWLT0715225 Walnut Cremation Urn

The body of the urn is one piece of figured walnut hollowed out for an internal volume of 225 cubic inches. The lid is walnut with a celtic cross. The lid is threaded at 3"- 8 (3" diameter X 8TPI) male and the body has a matching female thread. The walnut used came from a yard tree that was cut down live in 2022 and this piece came from an area where several branches originated.



Technical Details:

Materials: Black Walnut.

Finish: Spray Lacquer

Dimensions: 7" (w) x 15" (h) x 7" (d)

Price: \$500

No. 2437

Mike Johnson
18370 Trott Brook Pkwy
Elk River, MN 55330
(612) 803-8077
mike_missy2002@yahoo.com

My interest in woodworking began in middle school and high school shop class and I've spent the last 25 years doing home improvement type projects. About three years ago I started to shift my focus to making furniture and it has definitely turned into a passion. I strive to place an equal emphasis on good design and sound construction techniques and I like to use hand tools for the majority of my work, but will use machinery when appropriate.

Gueridon

Gueridon is the French word for pedestal table and I originally designed this to hold a specific piece of taxidermy so it only seemed natural to design it in the Art Nouveau style. Art Nouveau was very popular in Europe from around 1890 to 1910. Known for its use of long, sinuous, organic lines, designers of the time pulled their inspiration from nature with their pieces often resembling a flowering bush, a tree or even a dragon fly or beetle. The upper brackets holding up the top are meant to mimic a tree branch that is breaking away from its trunk. I estimate about 90 - 95% of the work was completed using hand tools with machinery only being used for the initial stock prep and to cut each piece to its rough shape. From the hand cut mortise and tenons used to attach the stretchers and upper brackets to the carved table edge and everything in between, I used a series of hand planes, spokeshaves, chisels and carving tools to bring the table to its finished shape. This was my first time carving and I hope to incorporate more intricate designs on future pieces.



Technical Details:

Materials: Cherry, Curly Ambrosia Maple.

Finish: Tung oil varnish, aniline dye.

Dimensions: 19" (w) x 30" (h) x 19" (d)

Price: Please Inquire.

No. 2438


R

Richard Helgeson
2217 Minneapolis Ave
Minneapolis, MN 55406
rarewoods@earthlink.net
(612) 964-1674

I have been building furniture professionally for over 30 years. I am a member of a cooperative shop in Minneapolis. The collaborative nature of the shared shop provides support and inspiration.

Blue Cuth

The chair is a variation on a commissioned set of 6. The chair has an open and minimal structure. The seat is a bent laminated pan, elevated above the structural elements to give a sense of lightness. Ash takes color nicely, and it's strength and flexibility made it the wood of choice for this project.



Technical Details:

Materials: Ash, curly ash veneer.

Finish: White toned finish, blue dye and glaze.

Dimensions: 21" (w) x 37" (h) x 24" (d)

Price: Not For Sale

No. 2439

Luke Orth
928 Mulberry Ln
West Fargo, ND 58078
(701) 730-2311
Tuxismydog@hotmail.com

I got into woodworking in the last few years. I enjoy working with my hands & seeing a project finished. My favorite part of this woodworking was the design process. because my father is a home builder I had the opportunity to be introduced working with my hands & wood very young. Being able to create designs, work with my hands, wood, & inlays has given me a whole new perspective on this great craft.

Chess Board

I have always liked playing chess. Woodworking gave me an opportunity to combine two things I enjoy. Designing my chess board was one of the things that inspired me to keep going to see the end result. The stone inlay of the chess pieces was one of my favorite things in the project. I also had fun using silver to inlay a detail in the outer edge. I used several hand tools like a fretsaw.

Technical Details:

Materials: Bloodwood, Bubinga, Pau Ferro, Wenge, Silver, Pink Pearl, Stone, Leather

Finish: Satin

Dimensions: 25.25" (w) x 1.5" (h) x 25.25" (d)

Price: Not For Sale

No. 2440

Jon Rayl
1351 Hewitt Ave
St Paul, MN 55104
jonrayl@comcast.net
(651) 307-1399

After nearly 2 decades in sales, selling everything from musical instruments to components for electronic repair, I had a bit of a midlife crisis and decided to go into woodworking. After graduating from the cabinet making program at St Paul College, I began working at The Natural Edge, where I have been creating Live Edge furniture ever since.

Castle Coffee Table

The inspiration for the piece came from two places: First as an excuse to use a castle joint as a prominent aesthetic feature, and second to make a table that will easily pack flat for shipping. I chose the classic look of Walnut for the top and legs, and added rails and inlays of Black Coolibah to create contrast. The walnut top is surrounded by a 5/16" gap... a moat, if you will, allowing for expansion of the solid wood top and creating a dramatic visual element. This piece is sized for a love seat, but the design can easily be scaled for any size seating arrangement or for end tables.



Technical Details:

Materials: Black Walnut, Black Coolibah

Finish: Shellac and General Finishes Exterior 450.

Dimensions: 34.25" (w) x 18" (h) x 19" (d)

Price: Please Inquire

No. 2441

M

ike Nesnidal
19988 Berkshire Avenue
Jordan, MN 55352
(608) 698-0935
mness4@yahoo.com

I am a self-taught woodworker with an addiction to cherry, walnut, and maple. Much of my woodworking focus has been designing and constructing furniture comprised of delicate structures with gentle curves and interesting wood figure. Over the past several years as the musical interests of my children developed, my attention shifted to lutherie (guitars and violins) and stave shell drum construction. My wife, Renee, and I have been married for almost 32 years. We have three children aged 16 (my drummer and violinist), 18 (my other violinist), and 20 (my guitarist).

Kessel-Inspired ES-335 Semi-hollow Guitar

The semi-hollow construction of this guitar is very similar to the traditional process used for violins. The solid walnut back and spruce top are hand-carved, and the walnut sides are bent laminations of three 1/16" strips. The use of spruce for the top is inspired by Gibson's jazz-focused Barney Kessel Custom; this choice is otherwise unusual for an ES-335. The graceful curves of the stylized f-holes mirror the classic curves of the body. The neck and fretboard/peghead veneer are walnut and ebony, respectively. The walnut pickup rings and pickguard are hand-made, the former painstakingly fitted to the body curves while maintaining the neck angle. The inlays are Mother of Pearl, and the monogram on the truss rod cover is crushed stone. The finish is Danish oil, blonde shellac, and water-based lacquer. Traditional 50s wiring is used, and the pickups are Slash 2.0 and Custom-Custom humbuckers from Seymour Duncan.

Technical Details:

Materials: Walnut, spruce, mother-of-pearl, crushed stone

Finish: Danish oil, Shellac, water-based lacquer.

Dimensions: 16" (w) x 42" (h) x 1.75" (d)

Price: Not For Sale

No. 2442

Michael Helsinger
helsingerstudio@gmail.com

A native Texan with a passion for woodworking passed down from his Grandfather, Michael Helsinger is an experienced carpenter, furniture maker, drum shell manufacturer, and guitar builder.

Guadalupe Lantern

This light fixture was built by drawing from a wide variety of skills and techniques to turn single sheets of walnut veneer into a simple yet refined light source meant to inspire an appreciation for contrast, subtlety, and warmth. Utilizing a process originally designed for military manufacturing and later adopted to construct architectural columns and drum shells, combined with hand precision and traditional woodworking equipment, the fixture represents a blend of various skills and inspirations collected during my career as a woodworker and builder.



Technical Details:

Materials: Walnut

Finish: Oil

Dimensions: 14" (w) x 13" (h) x 14" (d)

Price: \$650

No. 2443

Peter Willemin
9324 Palmer Road
Bloomington, MN 55437
peterwillemin@gmail.com
(952) 715-2622

I've been doing projects with my family for as long as I can remember. In recent years, I have enjoyed working in and building out a small home shop with my dad. I am also very grateful for the opportunity to take classes from Tom Caspar, whose deep knowledge of woodworking continually inspires us to keep creating. Tom helped make this cherry bench.

Cherry Bench

This bench was inspired by a Shaker-era cherry bench. Shaker furniture is known for its simple and functional design. Although some elements of this piece reflect design and joinery practices that might be found in a traditional Shaker bench, other aspects are unique and may not be immediately recognized. Simple curves on the legs and stretchers echo Shaker style. In addition, the sliding dovetails that join the legs to the top are a technique that might be found on a Shaker bench. This piece uses tapered sliding dovetail joints, allowing the legs to move freely until the last few inches where they lock into place. Although invisible once glued together, this piece also contains a George Nakashima-inspired half-lap to join the stretchers and legs together. The laminated stretchers provide added strength, especially on the potential weak point where the stretchers extend beyond the legs.



Technical Details:

Materials: Cherry

Finish: General Finishes Gel Topcoat - Satin

Dimensions: 29" (w) x 18" (h) x 10" (d)

Price: Not For Sale



Hirshfield's

130 Years of Expert Advice. Since 1894.

Proudly supplying Minnesota's best woodworkers with the finest coatings, finishes, tools, supplies and expert advice from the very best people and brands available in town.



Hirshfield's is a proud sponsor of the Minnesota Woodworkers Guild



Hirshfield's

Proudly celebrating 130 years Family Owned



The tradition of taking care of customers with good service and the best quality products available has carried forward for one hundred twenty-seven years and four generations of Hirshfields. With a loan of \$100, Frank and his wife Elizabeth opened in 1894 the first Hirshfield's store in Minneapolis. And today, with over 30 stores, we believe the work ethic of Frank and Elizabeth is what keeps bringing customers back to Hirshfield's. We strive to create innovative products of the highest quality and value through our paint manufacturing efforts, and to remain the premier vendor for innovative tools and products from our industry partners. And above all else, we are committed to our customers' success.

Find your neighborhood local



THANK YOU FOR YOUR CONTINUED SUPPORT

For over 25 years, Woodcraft has proudly served the local community of hobbyists, artisan woodworkers, and tradespeople.

Here's to the next 25 years!



WOODCRAFT®

Locally Owned and Operated
9125 Lyndale Ave. S. | Bloomington, MN 55420
952.884.3634 | woodcraft306.com



ROCKLER®

CREATE WITH CONFIDENCE

YOUR WOODWORKING HEADQUARTERS

Hardware, Finishing, Power Tools, Hand Tools, Lumber, Turning, and More!



NEW! DUST RIGHT FLEXI-PORT POWER TOOL HOSE KIT WITH CLICK-CONNECT, 3' TO 12' EXPANDABLE HOSE

NEW! MINI DELUXE PANEL CLAMPS, 2-PACK



NEW! 24" PARALLEL BAR CLAMP



NEW! 4-IN-1 CUTTING BOARD HANDLE ROUTING TEMPLATE



3 CONVENIENT TWIN CITIES LOCATIONS, VISIT ONE TODAY!

Burnsville: 2020 W. Cty Rd. 42 • (952) 892-7999

Maplewood: 1872 Beam Ave. • (651) 773-5285

Minnetonka: 12995 Ridgedale Dr. • (952) 542-0111

or shop online at Rockler.com

A wooden workbench with a laptop, wood shavings, and a magazine. The magazine is 'TAUNTON'S Fine Woodworking' from August 2018, No. 269. The laptop is a silver MacBook. Wood shavings are scattered on the workbench. The text 'Fine Woodworking UNLIMITED' is overlaid on the image.

Fine Woodworking UNLIMITED

Here to Inspire, Guide, and Support
Your Woodworking Journey

- 500+ video workshop episodes •
- Online digital libraries •
- 1-year print subscription •
- And so much more! •

FineWoodworking.com/Unlimited



OUR BRANDS



Every day, woodworkers, professional contractors and do-it-yourselfers reach for the brand they trust most...Titebond.

Our brand promise of unsurpassed product quality and technical expertise makes Titebond a preferred global choice.

Titebond



OUR PRODUCTS



**Creative, unique,
and exceptional.
Just like you.**



NE Minneapolis • Since 1933

2536 Marshall St NE • 612-781-3333
Siweklumber.com • Hours: M-F 7am-5pm, Sat. 8am-4pm

MSW

MIKE'S SCHOOL OF WOODWORKING

schoolofwood.com
Chisago City, MN



Woodcraft Is The Area's
Largest Supplier Of Quality
Tools, Supplies & Advice

- Knowledgeable Sales Staff
- Attention to Quality
- Education & Expert Advice
- Wood & Lumber

*Visit Us Today.
Over 15,000 Tools & Supplies!*

	1494	
135W		Lyndale
	90 th St	★

9125 Lyndale Ave. South
Bloomington, MN 55420
952-884-3634

Quality Woodworking
Tools • Supplies • Advice



Sponsors

Lake Erie Toolworks

Mark Laub Studios

JBC

Franklin International

Mark Powell

Lee Valley Tools

Kreg Tool

Hancock Tool

**Mike Siemsen's
School of Woodworking**

Storm Trees

Tom Caspar Woodworking

William Hamlin

Sponsors

Fine Woodworking Magazine

Siwek Lumber and Millwork

JPW Industries

Forest Products Supply, Inc.

Hirshfield's

**Society of American Period Furniture
Makers**

Service Grinding and Sharpening

RK Design and Supply LLC

Rockler Woodworking and Hardware

Woodcraft of Minneapolis

ACME Tools

Lie-Nielsen Toolworks

Forest Products Supply, Inc.

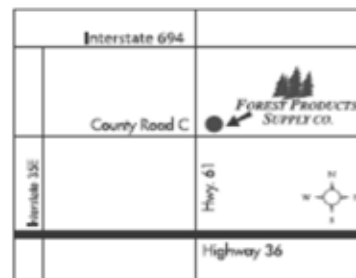
Hardwood lumber supplier since 1972

We have the best selection of domestic and exotic hardwood lumber in the Twin Cities. We have installed a new 52" wide belt sander with three sanding heads to help you with your larger projects.

Forest Products provides:

- Seventy different species of lumber in stock
- 10% discount on lumber to guild members
- Cabinet grade plywood (nearly any plywood can be custom ordered)
- Exotic one of a kind turning stock
- Slab lumber up to 4 inches thick and 24 inches wide
- Sanding services (52 inch time saver)
- Planing services (24 inch planer)
- CNC custom cutting services
- Resaw services (resaw up to 12 inches)
- Free advisory services on your furniture or cabinet projects

LOCATION:
1 Light North of Hwy. 36 on Hwy. 61
Northeast Corner



FOREST PRODUCTS SUPPLY INC.

2650 East Highway 61
Maplewood, MN 55109

Phone (651) 770-2834 • Fax (651) 770-3376

www.forestproductssupply.com

HOURS:
9:00 a.m. - 8 p.m. Monday-Thursday
9:00 a.m. - 5 p.m. Friday
9:00 a.m. - 3 p.m. Saturday
Closed - Sunday

Lake Erie Toolworks

Finest Quality Woodworking Tools

Built in the USA since 2008

New CPM MagnaCut Handplane Blades

- Highest performance handplane blades available - Independently tested
- Incredible edge retention and corrosion resistance
- Ultra-fine grain structure: tough and hones to an exceedingly sharp edge
- Customize your antique Stanley®, Veritas®, Lie-Nielsen® and WoodRiver® tools
- Plane more, sharpen less



Visit the website to see the rest of our product line:
Moxon Vises, Marking Knives, Milwaukee Cast Iron
Woodworking Vises, Quick-Release Vises and Chipbreakers

Hard Maple Wooden Vises

Fast, smooth, tactile -
time to enjoy your workbench



Morgan Machinist Vise

- Rugged, heavy castings: built to take abuse
- Sizes from 3" to 8", swivel and fixed base options
- The last benchtop vise you'll ever need



www.lakeerietoolworks.com

Exhibitor's Index

A

Anderson, Dale 14, 15, 16

B

Boone, John 42
Brown, Jake 43

E

Ehrlich, Paul 39
Elwell, Paul 11

F

Finne, Charles 12
Fitch, Aaron 13

Fox, Stuart 22, 23
Frank, Yana 32, 33

H

Hand, Jeff 17
Heal, Karl 24
Hefner, David 18
Heil, Tim 36, 37, 38
Helgeson, Richard 47
Helsing, Michael 51

J

Jentz, Craig 19
Johnson, Jeff 20
Johnson, Mike 46

K

Kiner, David 21
Kubalak, Tony 27

L

Lane, David 41

M

McLoon, Steve 28, 29

N

Nesidal, Mike 50
Neu, Ed 44

O

Orth, Luke 48

P

Perlick, Doug 30, 31

R

Rayl, Jon 49

S

Schultz, Allan 34, 35
Swanson, Grace 10

T

Tendick, Richard 26
Thomas, Mike 25

W

Wattenhofer, Don 45
West, Rutager 40
Willemin, Peter 52



STORM TREES
LOCALLY SALVAGED TIMBER



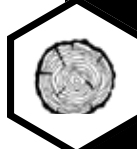
**Reclaiming and redeploing locally
downed trees into high-quality
hardwood products**

LOCALLY SALVAGED TIMBER

At Storm Trees, we give downed trees from our community a second life. Our rough sawn and surfaced lumber, live-edge slabs and custom offerings are sourced exclusively from locally salvaged timber.

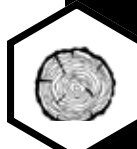
- White Oak
- Red Oak
- Ash
- Hard Maple
- Soft Maple
- Elm
- Black Walnut
- Black Cherry
- Hackberry
- Cottonwood
- Honey Locust
- + More

CONTACT US



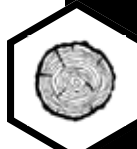
DIMENSIONAL LUMBER

Our reclaimed dimensional lumber is kiln dried and available rough sawn or surfaced in a variety of wood types. Perfect for furniture, flooring, specialty pieces, cabinets and shelving.



LIVE-EDGE SLABS

Our live-edge slabs are as unique as the local tree from which it was sourced. Kiln dried and available rough sawn or surfaced in a variety of wood types. Known for durability and strength, a perfect choice for furniture, countertops and tables.



CUSTOM OFFERINGS

Storm Trees can produce mantels, moldings and custom furniture. In addition, we partner with a network of local woodworkers, designers and craftsmen to bring one-of-a-kind projects to life.

Please contact Storm Trees directly to discuss your specific product needs, pricing and availability.

info@stormtrees.com
612-979-5193

www.stormtrees.com
[@stormtreeslumber](https://www.instagram.com/stormtreeslumber)

6350 Industrial Drive
Eden Prairie, MN 55346