

Forty-Second Annual

Northern Woods

An Exhibition of Fine Woodworking



Photo by Ramon Moreno

Mark Laub

2025 Best In Show



*Eden Prairie Center
Eden Prairie, Minnesota
23- 26 April 2026
Minnesota Woodworkers Guild
www.mnwwg.org*



Forest Products Supply, Inc.


Hardwood lumber supplier since 1972

We have the best selection of domestic and exotic hardwood lumber in the Twin Cities. We have installed a new 52" wide belt sander with three sanding heads to help you with your larger projects.

Forest Products provides:

- Seventy different species of lumber in stock
- 10% discount on lumber to guild members
- Cabinet grade plywood (nearly any plywood can be custom ordered)
- Exotic one of a kind turning stock
- Slab lumber up to 4 inches thick and 24 inches wide
- Sanding services (52 inch time saver)
- Planing services (24 inch planer)
- CNC custom cutting services
- Resaw services (resaw up to 12 inches)
- Free advisory services on your furniture or cabinet projects

LOCATION:
1 Light North of Hwy. 36 on Hwy. 61
Northeast Corner



HOURS:

9:00 a.m. - 8 p.m. Monday-Thursday
9:00 a.m. - 5 p.m. Friday
9:00 a.m. - 3 p.m. Saturday
Closed - Sunday



FOREST PRODUCTS SUPPLY INC.

2650 East Highway 61
Maplewood, MN 55109

Phone (651) 770-2834 • Fax (651) 770-3376

www.forestproductssupply.com

Table of Contents

Welcome	4
Award Descriptions	7
Judges' Biographies	8
Entries	10

Sponsors



Minneapolis and Jordan, MN

History

In 1933, in the depths of the Great Depression, Joseph and Frances Siwek began Siwek Lumber & Millwork what is now SIWEK LUMBER & MILLWORK, INC. The young family, newly married with a young baby, Joe Jr., struggled to make it. Unemployment peaked at nearly 25%, jobs were scarce, and Joe, Sr layed-off from his job at the railroad, he began the unimaginable, a new business.



Given permission from his former employer, Joe, Sr began dismantling "retired" wooden boxcars, bundled the scraps and pedaled them as heating firewood. Loose coal along the rail lines also was packaged and re-sold to families desperate to heat their homes. Times were tough, but so were the Siwek's. An important work ethic was born.

They operated on E. Hennepin Ave. delivering firewood and coal in trucks. East Hennepin Beverage sold cold drinks to neighborhood homes and businesses. Eventually, America was at war and although times were still difficult, they were getting better. After World War II ended in victory and the men returned to their families, business started to change. New homes sprang up where potatoes were grown in new areas as far north as Lowry Ave.!

Coal and firewood was replaced by natural gas! The Siwek's adapted to the new building materials market and sold lumber, plywood and insulation to needy homeowners. Basements were finished in wood, garages were added, cabins were built. In 1947, Siwek Fuel and Lumber was incorporated and moved to the current location of their headquarters on Marshall St NE, just north of Lowry Ave in Minneapolis. A shiny new business amid the industry and farm fields along the mighty Mississippi River.

Joe, Jr. and Judy, now raising a family of their own, ushered the business into this new era of prosperity. The 50's and 60's were boom times for the neighborhood. Many businesses grew up in NE Minneapolis and jobs were plentiful. Families raising many children lined the neighborhood streets. Miracle products, like sheet paneling for basements, pourable insulation for attics, aluminum storm windows, gypsum board replacing plaster, and hardboard for siding provided new revenues for the business.

Eden Prairie Center

An American Original - A Minnesota Tradition

Eden Prairie Center is pleased to host the fortieth annual edition of The Minnesota Woodworker's Guild Northern Woods Exhibition of Fine Woodworking. We anticipate many positive responses from our customers who appreciate the arts, and we have found our work pleasantly surprises newcomers to the exhibit who are shopping at Eden Prairie Center. It's easy to get caught up in the amazing craftsmanship and forget what you came for!

This show displays the high level of artistic talent the Minnesota Woodworkers' Guild represents. The pieces in the show are made by hard-working, dedicated artisans who appreciate the traditional skills required to work with wood. There are many factors involved in the creation of the pieces on display, and each one is unique to its own creator's personality and interpretation. We hope you will appreciate this effort as you view and admire the works of art. Your most outstanding impression will undoubtedly be that of the quality of workmanship and design which you see through the show.

We thank the Minnesota Woodworkers' Guild for choosing Eden Prairie Center as the site for this exhibition and wish its members the best of shows and much future success.

General Manager

Welcome to the Northern Woods Exhibition

The Northern Woods Exhibition is an annual woodworking show and competition sponsored by the Minnesota Woodworkers' Guild and hosted by the Eden Prairie Center. The show provides an opportunity for woodworkers to display and discuss their craft, and for the community to view the best in high quality woodworking design and construction. The pieces on display are works of art in addition to being functional furniture.

Education is one of the main goals of the Minnesota Woodworkers' Guild. Many of the pieces in this show reflect skills learned at monthly meetings, workshops and seminars sponsored by the guild. If you are a woodworker who wants to learn new techniques and meet with others who are willing to share their knowledge, please be our guest at a meeting and consider becoming a member.

Enjoy the show!

Paul Ehrlich
President
Minnesota Woodworker's Guild

Northern Woods Committee

The Northern Woods Exhibition Committee is composed of several guild members who volunteer their time, energy and expertise to organize this show. They meet each month from December until the show starts. They each receive an assignment or two to make arrangements to make the show a success. This years committee members are:

Jake Brown	~ Chairman, Photography
Eric Bandy	~ Awards Banquet Setup
Mike Johnson	~ Judges
Larry Sibik	~ Event Transportation
George Lucas	~ Sponsors
Charlie Kocourek	~ Show Floor Layout
Roger Knudson	~ Master of Ceremonies
Tony Kubalak	~ Show Catalog & Brochure. Placards, Posters, Post Show Book
Rutager West	~ Award Trophies
Charles Finne	~ Promotions
Ed Neu	~ Judges' Packets
Polk Burleson	~ Booth Schedule

If you have suggestions or comments about the show or would like to help with next year's show, please contact one of the above committee members. To view additional pieces of work from past years of Northern Woods as well as our members' gallery, please visit our web site at www.mnwwg.org

Judging

All entries will be judged in a pool rather than in separate categories for each form of furniture. The judging categories are designed to reward woodworkers who are good at creating new ideas or interpreting older ones as well as those woodworkers who are skilled with machines and hand tools. The judges will score how well they liked each piece and how well it was made. Additionally, judges will offer constructive verbal comments on a voice recorder.

The judging categories have been designed to encourage you to enter a piece regardless of your status as a woodworker. It is more than a competition for prizes. The show is meant to be a display of the state of the art of woodworking in Minnesota and a chance for guild members to see what their peers have been up to in the last year. You may decide to enter a piece but not have it judged.

Each piece is eligible to receive only one award from the judges. These awards are listed on the facing page. All pieces are still eligible for the Peer Award and the People's Choice Award.

Additional Awards

In addition to the regular awards, the Minnesota Woodworkers' Guild is pleased to announce one additional award.

Best Youth Piece Award **Sponsored by Mark Powell**

This award will be made to the "Best" piece submitted by a youth, age 18 and under. The piece will be judged on overall craftsmanship. Areas to be considered will be selection of materials appropriate for the piece, execution of joinery, and quality of finish and its appropriateness for the piece. Complexity of the piece will be considered. Extra consideration will be given to pieces of original design.

Glenn Gordon Award **Sponsored by Tom Caspar**

Award Categories

BEST IN SHOW

The winning piece should exhibit the best qualities of most of the following categories.

BEST ORIGINAL DESIGN

A well-designed piece must be both useful and pleasing to the eye. Will it perform its intended job? Good design is in large part a subjective opinion. It is difficult to define what good design should look like, but we can agree how it should affect a thoughtful critic. It invites a second, more intimate look, and asks to be touched by hand and spirit. This award is to be presented to the best design, one that is not a copy of a previously designed piece, i.e., an original design or a unique adaptation of a design style.

BEST TRADITIONAL PIECE

This is an award for the piece which is built in the traditional manner, a reproduction or a piece heavily influenced by a traditional design. Sponsored by the *Society of American Period Furniture Makers*.

BEST DETAIL

The finest craftsmanship is often just a small part of a piece but makes all the difference. This award goes to the best conceived and/or most deftly executed detail that really makes the piece stand out. This might be an exceptional set of dovetails, an expertly carved detail or an exquisite inlay.

THE PEOPLE'S CHOICE

This award is determined by ballots submitted by the public. It recognizes those people's favourite piece in the show. Sponsored by *Forest Products Supply*.

BEST FINISH

The finish may enhance the natural beauty of wood or alter its texture and color. A good finish elevates one's perception of the piece to which it is applied. Depth, luster, and clarity are characteristics of a good finish. Sponsored by *Woodcraft*.

BEST TURNING

This award honours the tradition of turning. This winning piece will exhibit quality of form as well as execution. Sponsored by *Old School Art Center*.

BEST FIRST TIME IN SHOW

Whether professional or amateur this award goes to the best piece entered by a first time Northern Woods exhibitor. Sponsored by *Mark Laub Studios*.

MOST TECHNICALLY ACCOMPLISHED

This is an objective assessment. The best work will exhibit a mastery of many woodworking techniques. It will respect the limitations of working in wood. Qualities to look for include flawless treatment of surfaces, precise joinery and carefully controlled detail. The award will take into account the difficulty of the undertaking. Sponsored by *Woodcraft of Minneapolis*.

WOODWORKING FOR PLEASURE

This prize is awarded to the best piece exhibited by a person for whom woodworking is an avocation. Sponsored by *Mike Siemsen's School of Woodworking*.

3 AWARDS OF EXCELLENCE

Each of the three judges will select an entry entirely at their own discretion for one of three Awards of Excellence. The intent of this award is to recognize a worthy entry that does not fit into another category or for some other reason cannot receive another award. They may also use this award for recognizing a piece that ran a close second to one of the other category winners.

PEER AWARD

This is decided by balloting among all Guild members coming to the show. You will be given a chance to vote for your favorite piece (other than your own) and runners up. Sponsored by *Rockler Woodworking and Hardware*.

Note that all categories are awarded at the judges' discretion. If they do not feel any one piece meets the winning criteria of a category, that category's award will not be given.

2026 Judges

Kevin Southwick

Stewardship of antique furniture is a passion of mine that has turned into a 30-year long career, so far. Repairing uncounted tables, chairs, museum quality objects, and the occasional historic train car has given me the opportunity to notice the evidence of what holds up over time. I have gained a tremendous respect for traditional techniques and materials, both fancy and basic. I find it rewarding to work on “heirloom” quality furniture to allow for it to continue serving generations yet to come. Helping others learn to achieve the best finish is also an important aspect of my work. This includes teaching group classes on a variety of topics and offering customized problem solving, skill building, and consulting services for woodworking professionals or private individuals.



Andrea Specht

Andrea Specht has served as executive director of the American Craft Council since 2022, leading the 83-year-old organization through a period of rapid evolution. Recently announced growth initiatives include a shift to digital-only publishing, a redesigned ACC membership program, more than \$100,000 in grants for early career craftspeople, and new virtual and in-person events. Andrea’s diverse career includes 25+ years in executive and board roles advancing nonprofit and public sector organizations in arts and culture, youth development, civic engagement, and higher education. A licensed attorney, she has also worked as a judicial clerk for the Minnesota Supreme Court and as an associate in public finance at Dorsey & Whitney. In addition to her JD from the University of St. Thomas, Andrea holds a BA in Studio Art from Macalester College, where she focused on drawing and printmaking. She is an avid appreciator of fine art and craft with a particular interest in collecting work by living artists in MN and WI. Andrea has served on grant selection panels and as a juror for the Minnesota State Arts Board, Metropolitan Regional Arts Council, Rasmuson Foundation (Anchorage, AK), and other organizations.



Thomas Oilphant

Thomas Oilphant designs and makes contemporary furnishings in a variety of materials. He combines strong technical skills with an interest in how things have been made in the past. He collaborates closely with clients and fabricators, and his pieces appear in institutional, corporate, and private settings. He teaches as Professor-in-Practice in the College of Design at the University of Minnesota and in the graduate program at the Minneapolis College of Art and Design. He holds degrees from the Cranbrook Academy of Art and the University of Minnesota Institute of Technology. Earlier in life, he earned BSA and Red Cross National Camp School certifications and license as a professional architect. (MN #24191, ret.)



MSW

MIKE'S SCHOOL OF WOODWORKING

schoolofwood.com
Chisago City, MN



WOODCRAFT
Helping You Make Wood Work

Woodcraft Is The Area's
Largest Supplier Of Quality
Tools, Supplies & Advice

- Knowledgeable Sales Staff
- Attention to Quality
- Education & Expert Advice
- Wood & Lumber

*Visit Us Today.
Over 15,000 Tools & Supplies!*

	1494	
135W		Lyndale
	90 th St	★

9125 Lyndale Ave. South
Bloomington, MN 55420
952-884-3634

Quality Woodworking
Tools • Supplies • Advice



No. 2601

Dale Anderson
14940 West Vermillion Circle NE
Ham Lake, MN 55304
(763) 443-3620
dalema2000@aol.com

As a boy, I remember being fascinated by the tools on my father's workbench. Industrial arts class in high school taught me the basics of woodworking tools and introduced me to the beauty of wood. My recent retirement from corporate institutional coffee and beverage sales has allowed me to pursue my woodworking passion. Like most woodworkers, my constant goal is to learn something new with every piece of furniture.

Walnut Mirage

This handcrafted sofa/entry table features a stunning live edge walnut slab with highly figured vibrant grain. Supported by sleek tapered legs and curved aprons accented with beaded edge details. Finished with a hand-rubbed oil/varnish blend to enhance the woods natural beauty and provide lasting protection.



Technical Details:

Materials: Walnut Live Edge Slab

Finish: Oil and varnish.

Dimensions: 46" (w) x 31" (h) x 21" (d)

Price: \$995.00

No. 2602

D

ale Anderson
14940 West Vermillion Circle NE
Ham Lake, MN 55304
(763) 443-3620
dalema2000@aol.com

As a boy, I remember being fascinated by the tools on my father's workbench. Industrial arts class in high school taught me the basics of woodworking tools and introduced me to the beauty of wood. My recent retirement from corporate institutional coffee and beverage sales has allowed me to pursue my woodworking passion. Like most woodworkers, my constant goal is to learn something new with every piece of furniture.

Oval Opulence

This curved leg coffee table is made from solid walnut hardwood. Features include a beveled oval top, compound curved legs, and curved aprons with beaded edge details. Finished with several coats of hand-rubbed oil to highlight the natural depth and luminescence of this highly figured walnut. And finally, two coats of polyurethane for long lasting durability.



Technical Details:

Materials: Curly Walnut

Finish: Oil, Varnish and Poly.

Dimensions: 39" (w) x 17" (h) x 18" (d)

Price: \$495

No. 2603

D

dale Anderson
14940 West Vermillion Circle NE
Ham Lake, MN 55304
(763) 443-3620
dalema2000@aol.com

As a boy, I remember being fascinated by the tools on my father's workbench. Industrial arts class in high school taught me the basics of woodworking tools and introduced me to the beauty of wood. My recent retirement from corporate institutional coffee and beverage sales has allowed me to pursue my woodworking passion. Like most woodworkers, my constant goal is to learn something new with every piece of furniture.

Simple Elegance

Crafted from extraordinary highly figured red oak, it features a graceful silhouette defined by curved legs, aprons with beaded detail, and a curved beveled top. Lightly stained with Colombian coffee extract for depth and highlights. Finished with a hand-rubbed oil/varnish blend to enhance the natural beauty of this stunning example of curly red oak.



Technical Details:

Materials: Curly Red Oak

Finish: Oil and varnish with Colombian Coffee Extract.

Dimensions: 46" (w) x 31" (h) x 18" (d)

Price: \$995.00

No. 2604

L

Donnie Byran
883 Mendokata Ct
Mendota Heights, MN 55120
Lfb550123@gmail.com
(651) 687-0224

The design and build of good furniture has always impressed me. When I retired as an Assistant U.S. Attorney for the District of Minnesota, I began learning the skills to build such furniture from Tom Caspar. I saw this honey locust slab at Wood from the Hood and purchased it to make a Nakashima end table. Now that end table is entered in the Northern Woods Exhibition.

The Soul of a Honey Locust

George Nakashima wrote “The Soul of a Tree: A Master Woodworker’s Reflections,” in which he described how the wood itself defines the build. The book and his catalogues contained drawings and photographs of a “Kevin Table.” Although my piece is not a replica of the Kevin Table, it is designed and built in the spirit of such a table. Here, a honey locust slab from Minneapolis defined this build.



Technical Details:

Materials: Honey Locust.

Finish: Sutherland Wells Polymerized Tung Oil, High Luster

Dimensions: 14.5” (w) x 21.5” (h) x 27.5” (d)

Price: Not For Sale

No. 2605

Susan Wood
5417 45th Ave S
Minneapolis, MN 55417
(612) 727-1300
anvilclock@gmail.com

I am a professional Horologist in Minneapolis who restores antique clocks, and designs and builds metal clockworks of my own design. When Mark Jefferis approached me to collaborate in building a wood works clock I was all in. I always liked the Eli Terry Box clock because of its glass fronted case and skeletonized mechanism. Together we would build two clocks.

Replica of an 1816 Eli Terry Patent Experimental Box Clock

The plans were purchased from the American Clock and Watch Museum in Bristol Connecticut. We deviated from the original clock with a few technical and case design changes. I did all the wheel and pinion cutting using hand planed and turned blanks made by Mark. Mark made the front and back plates. I planted both time and strike trains and adjusted the mechanism to work. Mark turned the clock pillars, weight tops and pulleys. I made the brass rack, snail, escape wheel and hands, the steel winding arbors and escape pallets. The clock mechanism is left unfinished as in all historic wood works clocks. Mark built both cases. He decided to mount his mechanism on a cantilevered stand and I decided on case design closer to the original. I painted the reverse glass dial. This was a three year collaboration. Both mechanisms are 8" X 5" X 2 1/4".



Technical Details:

Materials: Quarter sawn cherry walnut & poplar with laurel wood brass steel hide glue & cherry wood maple case.

Finish: Shellac and Waterlox

Dimensions: 14.25" (w) x 24.75" (h) x 5" (d)

Price: Please Inquire

No. 2606

Mark Jefferis
500 Robert St.
#306
St Paul, MN 55101
(651) 222-4504
mark.tango@icloud.com

Since 2006, I have been a sculptured furniture hand tool woodworker with an interest in building a wooden geared clock using period correct tools and methods from the 1700's and early 1800's. Fortunately, Susan Wood, a professional Horologist in Minneapolis with expertise in antique clock restoration, clock design and building was willing to collaborate on this three year project to build two functioning Eli Terry Box Clocks.

Replica of an Eli Terry 1816 Patent Experimental Box Clock on Art Deco Cantilevered Stand

Susan and I began our collaboration with the purchase of the clock's plans from the American Clock and Watch Museum in Bristol Connecticut with photographic reference to an original clock and case in the Smithsonian Institution. For the sake of viewing my clock from all sides, a case wasn't necessary. The walnut mechanism front frame was duplicated on the back which further enhanced the view along with the art deco cantilevered style stand. After hand milling the quarter sawn cherry gear blanks and turning the pinion arbors, Susan cut the gear wheels and pinions. I turned the clock pillars, weight tops and pulleys. Susan made the brass rack, snail, escape wheel, hands, steel winding arbors and escape pallets. Then Susan planted both time and strike trains with adjustments for the clocks to work. The mechanism remains unfinished per historical pattern. Mechanism is 8" X 5" X 2 1/4".



Technical Details:

Materials: Quarter sawn cherry walnut & poplar w/ laurel wood brass steel hide glue & cherry wood walnut stand.

Finish: Shellac

Dimensions: 17" (w) x 32" (h) x 16.25" (d)

Price: Not For Sale

No. 2607

Timothy Mohr
7402 147th Ln NW
Ramsey, MN 55303
(763) 226-1695
timmohr1960@gmail.com

I find woodworking challenging and relaxing, I have worked with wood since the age of ten, a lot of refinishing small pieces. As I got older advanced to more difficult projects. My inspiration comes from my son and daughter

Foyer Bench

I made this foyer bench for my son and his wife and their home.



Technical Details:

Materials: Brazilian cherry and curly maple.

Finish: Oil based satin polyurethane.

Dimensions: 49" (w) x 19" (h) x 16" (d)

Price: Not For Sale

No. 2608

Timothy Mohr
7402 147th Ln NW
Ramsey, MN 55303
(763) 226-1695
timmohr1960@gmail.com

I have worked with wood since I was young in one way or another. Inspiration comes from my son and daughter.

Coffee Table

Coffee table made with curly maple and koa. My daughter and her husband go to Hawaii a few times now and I always ask her to look for koa to buy. I made the table for them for their new home. I turned the legs on my lathe. To challenge myself I hand cut the Koa inlay with a mallet and chisel.



Technical Details:

Materials: Curly maple and koa.

Finish: Oil and polyurethane

Dimensions: 26.5" (w) x 29" (h) x 47.5" (d)

Price: Not For Sale



No. 2609

Chris Schmidt
N4152 640th Street
Menomonie, WI 54751
(608) 957-3806
crs6981@gmail.com

I started woodworking after a close personal loss. I completed the 9-month comprehensive at the Center for Furniture Craftsmanship in 2021. I want to make pieces that support the activities in our daily lives and enrich our relationships with family and friends.

Drinks Table

I made this piece to hold happy hour drinks while my family and friends play wild card games on a dining table. I made this piece from my favorite wood: white oak. I was inspired by the work of Jere Osgood to make curved legs from bent laminations.



Technical Details:

Materials: Oak.

Finish: Osmo

Dimensions: 25" (w) x 25" (h) x 13" (d)

Price: Not For Sale

No. 2610

Phil Winger
1017 Front Ave
Saint Paul, MN 55103
(612) 470-2336
sheercraft.info@gmail.com
sheer-craft.com

While his peers were out in the world, developing normally, Phil Winger was in his basement spending countless hours building balsa model aircraft. Once wooden boatbuilding crossed his radar, it quickly became his favorite life-long addiction. A career boatbuilding instructor, inspired by craftsmanship, challenge, and adventure, he has built hundreds of wooden boats representing various construction styles. In 2021, Phil (with his wife Maria) opened their own business in Saint Paul, Sheer Craft, where they offer high quality classes in boatbuilding and woodworking with a strong focus on hand-tool use.

Traditional Lapstrake Rowboat: Hvalsoe 13

This is a 13-foot traditional lapstrake skiff, designed by Seattle-area's Eric Hvalsoe, a boatwright whose career has spanned over 40 years. He designed the Hvalsoe 13 while still learning the trade in the 1980s, and by all accounts, was remarkably successful in striking the balance between rowing and sailing performance. This is a rowing version of the vessel. The boat was built as part of a class series in traditional wooden boatbuilding at our shop in South Como. It features northern white cedar planks, a white oak keel, stem and frames, and a walnut transom. We teach this style of construction because it represents a lengthy and varied set of challenging skills, all of which must be achieved to a relatively high standard if the boat is to function properly and look good. Also, the process lends itself well to creating community in what otherwise can be a lonely pursuit.



Technical Details:

Materials: White cedar on oak, walnut trim.

Finish: Boat Sauce

Dimensions: 54.5" (w) x 21" (h) x 160" (d)

Price: \$12,000

No. 2611

R

oger Knudson
PO Box 264
Finlayson, MN 55735-0624
(320) 233-6543
rwknudson1@gmail.com

Been making furniture and sculpture for a long long time. I suppose I am an advanced amateur who makes for myself and for commissions. I create my own designs which are made by hand and by heart.

Lovin' Spoonful

A selection of spoons carved over time, carved between larger projects, as a way to regroup and let other creative ideas hatch.



Technical Details:

Materials: Walnut, maple, birch and cherry.

Finish: Oil.

Dimensions: 15" (w) x 25" (h) x 3" (d)

Price: Please Inquire

No. 2612

R

oger Knudson & Mark Laub
PO Box 264
Finlayson, MN 55735-0624
(320) 233-6543
rwknudson1@gmail.com

Roger and Mark are well seasoned woodworkers. Each one claims to be “more seasoned” than the other. Roger is three years older, so there! We actually collaborate on things as well as “pump up the volume” on this intense competition. All in good fun, we present Marvelous Mark and Raving Roger’s “functional” cars.

First Annual International Custom Car Build Off Championship

Traveling back home from Baltimore, Mark and Roger stopped by the Auburn Classic Car Museum in Auburn, Indiana. While looking in awe at the almost 100 fully restored (and running!) cars, our temperatures and enthusiasm rose to new heights. Thus was generated, the Classic Car Build Off we are entering in Northern Woods, 2026, soon to be a classic event! Roger, humbly, and Mark, lavishly, each chose a car intended to humiliate the other maker, and so now you have it! The championship belt will be awarded to ????. Separate from the normal show judging, our contest will demonstrate — well, something I guess.



Technical Details:

Materials: Various wood species, aluminum, silver, silver dollars, copper and collector models

Finish: Paint, other.

Dimensions: 96” (w) x 72” (h) x 96” (d)

Price: Please Inquire

No. 2613

S

tu Fox
4670 Decatur Ave N
New Hope, MN 55428
(612) 644-4768
stufox6@msn.com

I am a hobbyist woodworker that got into woodworking when I retired in 2015 after a 38 year career in Parks and Natural Resources for a suburban municipality. With a degree in Forestry I have always dabbled in building things out of wood but finally took some classes on using hand and machine tools. Many classes later I still an eager to improve my skills.

Snow White Nightstand

This nightstand is a Philip Morley design that highlights multiple curved features. The case is made using a “rip and flip” method of cutting 2” thick material to create panels with unique uniform figure. The curved drawers were created from thin strips of wood glued and bent on a form with Sweetgum veneer covering the inside and outside faces. The drawer pulls were sculpted out of rosewood. A major challenge in building this piece was creating the curved and tapered legs and the joinery needed to connect them together to create a “floating platform “ for the case and shelf.



Technical Details:

Materials: Maple, Sweetgum Veneer, Poplar and Rosewood

Finish: Lacquer

Dimensions: 16” (w) x 25” (h) x 16” (d)

Price: Not For Sale

No. 2614

S

tu Fox
4670 Decatur Ave N
New Hope, MN 55428
(612) 644-4768
stufox6@msn.com

I am a hobbyist woodworker that got into woodworking when I retired in 2105 after a 38 year career in Parks and Natural Resources with a suburban municipality. With a degree in Forestry I have always dabbled in building things out of wood. Taking classes just prior to and after retirement has grown my skills in using hand tools and machines when doing woodworking.

Have Chest Will Travel

This traveling tool chest is a Mike Pekovich design that I modified to hold my hand tools when I travel to woodworking classes. When I used to travel to a woodworking class I piled my tools in a rolling tool tote. This often resulted in digging through other tools to find what I needed. This chest has dedicated spaces for numerous saws, handplanes, measuring and marking tools. All items are easily accessible. The stand holds the chest at a convenient height to access the tools and has a lower shelf for additional items. By removing the 8 connector bolts on the legs the stand can be disassembled and made flat for easy transportation.



Technical Details:

Materials: Chest: Butternut, pine, ash and canary wood. Stand: white oak.

Finish: Chest: shellac and wax. Stand: urethane

Dimensions: 44" (w) x 35" (h) x 14.5" (d)

Price: Not For Sale

No. 2615

Chris Carroll
22324 Holler Hill Lane
Winona, MN 55987
(507) 450-5156
pedsdent@hbc.com

I am a retired pediatric dentist who has always enjoyed solving the puzzles that one encounters in designing and making a piece.

Birch Jewelry Chest

Almost all my work is done to solve a problem... One daughter wants a dining table or a head board, the other wants bed tables or a hutch. I need a chopping board, or a canoe yoke, or a picture frame, etc...but what resurfaces in me from time to time is something that Mark Laub told me. He said he makes pieces just to make something, so that's the origin of this piece, along with a birch that I cut down a couple of years ago.



Technical Details:

Materials: Birch, brass and velvet.

Finish: Lacquer.

Dimensions: 17" (w) x 7" (h) 12" (d)

Price: Not For Sale.

No. 2616

Charles Finne
6900 W 105th St
Bloomington, MN 55438-2183
(952) 829-5696
cfinne@icloud.com

I am a 79 year old retired surgeon who has been building things since I was a teenager. I built personal furniture when I could not afford to buy it, restored antique furniture, including inherited and purchased items. I enjoy the challenge of making something that I have not done before including tools.

Hollows and Rounds

I built two #8 (radius $8/16=1/2$ ") hollow and round planes 3 years ago as part of a class. While making box handles last summer I decided I needed a pair of #12 ($12/16=3/4$ ") hollow and rounds, so I bought plans, European beech blanks, and O-1 steel blade blanks and made a second set last summer.



Technical Details:

Materials: European Beech and O-1 steel.

Finish: Waterlox

Dimensions: 10" (w) x 8.5" (h) 8.5" (d)

Price: Not For Sale

No. 2617

Ed Neu
MapleRock WoodWorks
7344 27th St S.E.
Buffalo, MN 55313
(612) 840-6732
ed@MapleRockWoodWorks.com

Ed Neu is an award-winning designer and builder of custom and reproduction furniture, and other wooden treasures. Working from his shop in Buffalo, Minnesota, he produces custom commissions for clients, and speculative pieces for shows. He enjoys providing solutions for people – creating a custom piece of furniture to fit in a specific location or provide a unique design or set of features. Ed’s work has been featured in Fine Woodworking Magazine and Woodworker’s Journal Today’s, and has had his pieces displayed in various venues around Minnesota. His work can be seen on the web at www.MapleRockWoodWorks.com

Tensegrity

The title of this piece comes from the structural principal upon which it is designed. The term “tensegrity” was coined and popularized in the 60’s by architect/engineer Buckminster Fuller, the person responsible for popularizing the geodesic dome design. It describes a system of components in compression inside a network of tension members. The top of the table is suspended by the compressed upper inverted arch, which is connected to the compressed lower arch by the tensioned wire rope between them. The outer wire ropes are in tension, providing the lateral and torsional stability of the table. With the clear lacquer finish on Baltic birch plywood, and the stainless steel wire rope tension members, the result is a table with a distinctly industrial flair.



Technical Details:

Materials: Baltic birch plywood, birch veneer and resin inlay.

Finish: Lacquer.

Dimensions: 24” (w) x 25” (h) x 24” (d)

Price: Please Inquire.

No. 2618

Tony Kubalak
3660 Robin Lane
Eagan, MN 55122
apk@uwalumni.com
(651) 442-9651

I have been a period furniture maker since 1999. I am interested in high style Queen Anne and Chippendale pieces. All of my period projects have been faithful reproductions of originals that are part of museum or private collections. I strive to make each piece as close to the original as possible. This includes surface texture and hand tool marks as well as construction details. In addition I give the finish an aged look and feel. The goal is to have my reproduction look and feel like it is 250 years old.

Cadwalader Saddle Chair

This is my reproduction of one of the most famous and finest chairs made in colonial Philadelphia. It is a unique style in 18th Century chair design with the serpentine front rail and sideways dip. It was commissioned by General John Cadwalader as part of large suite of furniture in 1769. The hairy-paw feet are one of the unique and iconic features of the Cadwalader suite in general and this chair in particular. The construction of this chair is significantly more complicated than others because of the seat rail curves and the 3-part back splat. I have plans to make another version of this chair as well as two or three other pieces from the suite.

Upholstery by Matt Nafranowicz



Technical Details:

Materials: Mahogany

Finish: Water based dye, shellac and oil based glaze.

Dimensions: 23" (w) x 37" (h) x 22.5" (d)

Price: Please Inquire

No. 2619

S

pike Carlsen
220 Fourth St. So
Stillwater, MN 55082
(651) 472-4394
carlsen@usinternet.com

I'm a bit of a musician and a bit of a woodworker—so it was natural to make a functional, “designed-for-me” music stand. Work-wise, I worked as a carpenter for 15 years and as an editor with Family Handyman magazine for another 15. For the last 15 years, I've worked as a freelance writer and author; having penned *A Splintered History of Wood*, *A Walk Around the Block* and 5 other books. I live in Stillwater, am a founder and board member of Refugee Housing MN, an avid cyclist, a maker of *Wooden Beings* and *Poppy* to 8 amazing granddaughters.

Music Stand for the Scattered Guitar Player

This piece was borne out of my yearning—no, necessity— to have a music stand that could hold the myriad of books, notes and papers I spread out when playing and practicing guitar. The two end pieces are fixed flat surfaces for note-taking and coffee cups; the middle section can be tilted up and adjusted to serve as a music stand. In a quirk of fate, I built from an old pile of cherry boards I purchased from my guitar teacher. I included drawers for stashing picks, capos, slides and nail clippers; and bottom shelves for foot rests. I used basic joinery as I am proponent of “Design ‘er simple, build ‘er solid and make ‘er good lookin’ and git ‘er done.”



Technical Details:

Materials: Cherry

Finish: Oil-based poly

Dimensions: 55" (w) x 30" (h) x 16" (d)

Price: Please Inquire

No. 2620

David Lane
4648 Aldrich Ave S.
Minneapolis, MN 55419
david56@khd1.org
(612) 822-6362

I am a retired librarian and have been woodworking, mostly with hand tools, since the mid 1990s. I joined the Minnesota Woodworkers Guild in 2005 and have made great friends, learned from talented colleagues, and produced my own body weight in wood shavings since that time.

Opposites Attract

This past summer I marked something off my bucket list that I have wanted to do for a long time: I took a class on oxy-acetylene welding at the Chicago Avenue Fire Arts Center in Minneapolis. We had to choose a project and, because I like making boxes as a woodworker, I decided to make a small welded box. I added walnut to the design to soften the cold appearance of the steel. Then I thought it would be fun to make the same box out of walnut and use steel where I had used walnut on the welded box. This second little box has dovetailed corners instead of welded ones and is lined with steel instead of walnut. Together they form a pair. Warm and cold. Heavy and light. Opposites attract!



Technical Details:

Materials: Walnut and steel.

Finish: Oil-Poly and Wax.

Dimensions: 12" (w) x 6" (h) x 5" (d)

Price: Not For Sale

No. 2621

Richard Helgeson
2217 Minneapolis Ave
Minneapolis, MN 55406
(612) 964-1674
rarewoods@earthlink.net

I have been building furniture professionally for over 30 years. I am a member of a cooperative shop in Minneapolis. The collaborative nature of the shop provides support and inspiration.

Primary Colors

Three small tables designed for colorful accent and portability. The base and column are made of ash. The tops are veneered. They are constructed using KD (knock-down) joinery for efficient shipping and assembly. The block base features book matched end grain ash. Three colored elements enliven the simple forms and straightforward construction. The yellow table top is quilted maple. The blue table top is curly maple. The red table top is straight grained, rift sliced ash veneer with a ceruse finish.



Technical Details:

Materials: Ash and ash veneer. Quilted maple veneer and curly maple veneer.

Finish: Dyed tops with water based poly. Base and column are white toned oil.

Dimensions: 8.5" (w) x 20" (h) x 8.5" (d)

Price: Please Inquire

No. 2622

Eric Johnson
3610 Wright St
Stillwater, MN 55082
(952) 393-5498
eric.johnson63@icloud.com

I have been involved in woodworking as a hobby for more than 30 years. I enjoy the challenge of learning new skills and stretching my abilities with each new project.

Philadelphia Chippendale Dressing Table

This piece is made primarily of cherrywood, which I harvested in Stillwater, where I live. The inspiration to build this piece came from a book by Tony Kubalak, and I was immediately drawn to the intricate carvings, especially because I had never done anything this extensive before. The drawers are a highly figured tiger maple and adds to its elegance. The finish is shellac with a French polish on the top and a gel stain in the carvings to give an antiqued appearance.



Technical Details:

Materials: Cherry, Tiger Maple and Poplar

Finish: Shellac and gel stain

Dimensions: 34.5" (w) x 32" (h) x 21" (d)

Price: Not For Sale

No. 2623

Tim David
5294 Bald Eagle Blvd E.
White Bear Lake, MN 55110
(612) 702-6135
tldavid@comcast.net

I have been creating beautiful live edge wood tables for many years from felled trees that are important to a family or a particular location. These trees are referred to as Heritage Trees and by creating a piece of wood art from these trees continues their legacy.

Black Walnut Coffee Table

This piece of Black Walnut comes from a family that lives near my neighborhood. I have created a couple pieces from this tree, and this piece accentuates the dark richness of the Black Walnut heartwood with the light band of sapwood with the unique shaping that occurs near the base of these larger trees.



Technical Details:

Materials: Black Walnut.

Finish: Odies Oil

Dimensions: 13" (w) x 18" (h) x 32" (d)

Price: \$700

No. 2624

Stew McKenna
803 Monroe St N
Hudson, WI 54016
(612) 490-1016
Nadinestew@hotmail.com

I started woodworking later in life and it's been a great source of fulfilment for me ever since. Around retirement I started spending more time at the bench and investing in better tools. This is the second time I've put a piece in the show. I get a lot of satisfaction from taking rough sawn lumber and transforming it into nice things. I'm mostly self-taught, but I also learn a lot from Youtube and the meetings the Woodworkers Guild puts on.

Redacted

These pieces, and a matching dinning table, were all made from two maple slabs and walnut. The top is 3/8' thick veneer that I resawed from a 3" slab. I like using wood that has character like knots or inclusions, or like this piece where beetles got into it. I rotated the legs 45 degrees and added a small flair to the bottoms. There was a split in the top that looked pretty bad, so I inserted a few patches like I had seen others do and liked the look, so I added a few more.



Technical Details:

Materials: Walnut and maple

Finish: Satin Armor Seal

Dimensions: 24" (w) x 16" (h) x 36" (d)

Price: Not For Sale

No. 2625

Daniel Nelson
8241 County Road 15
Minnetrista, MN 55359
(612) 508-2201
nelsonboatworks@gmail.com

I have been restoring antique wood boats for 35 years and decided to try something a bit different.

Wood Bike

In working with wood building boats appearance and beauty are one factor, but strength is also crucial. In designing a wood bike both of those factors come into focus. This bike was built three years ago and has over 12,000 miles on it. It has been exrayed and have found no defects. It has been a joy to ride.



Technical Details:

Materials: Genuine Mahogany

Finish: Teak Oil

Dimensions: 12" (w) x 40" (h) 60" (d)

Price: Not For Sale

No. 2626

K

arl Heal
1602 Berkeley
St. Paul, MN 55105
(612) 616-2391
karl.heal@gmail.com

I have enjoyed woodworking for most of my adult life. Starting with basic home improvement projects, and eventually building furniture and learning more advanced woodworking techniques.

Walk-up Bar and Recycling Center

This piece was created to fill a need for a recycling cabinet at our cabin. As I started designing this piece, I set a goal of making it a visual highlight of its intended space as well as a functional piece of furniture. After several sketches, I came up with the curves and angles you see now. I chose sepele wood for the color and straight grain to highlight the angles and curves. The handles were designed to also highlight the curves of the drawers and doors.



Technical Details:

Materials: Sepele, sepele veneer and granite

Finish: Polyurethane

Dimensions: 39" (w) x 41" (h) x 16" (d)

Price: Not For Sale

No. 2627

R

Robert Hennelly
1726 Portland Avenue
St Paul, MN 55104
(651) 492-2348
rjhkmm@mac.com

I began my woodworking journey at Tom Casper's "Unplugged" woodworking class at Woodcraft. Since then I have studied under Tom at his private shop trying to come with projects to stump him. No luck so far!

Johannes Andersen - Smile Table

I have been very interested in Danish Mid-century furniture which I appreciate for their organic, curved forms and careful attention to proportion. I was drawn to this piece not just for its unusual profile but also its practicality. Despite its size it is extremely light and easily moved and shifted. The "smile" creates a place to hide remotes and coasters when not in use. These tables were normally produced in Teak or Rosewood with little figure. I changed that up a bit with the highly figured mahogany veneer which gives the table top almost as much zing as its Jetson's profile.



Technical Details:

Materials: Mahogany

Finish: Shellac and Gel Top Coat

Dimensions: 50" (w) x 19" (h) x 20" (d)

Price: Not For Sale

No. 2628

K

evin Groenke
Minneapolis, MN 55407
(612) 200-6672
PersonMakeObject@gmail.com

Groenke's first attempt at making ended up with a scissor in the eye at 5 years old and he's been making things ever since. Failing to find a normal career after graduating from college, Groenke stumbled into a job running a student shop at the University of Minnesota. That turned into 25 years of managing and building UMN. DesignFab resources and helping thousands of students "learn to make and make to learn". Technically now retired, Groenke is designing and making things in his South Minneapolis basement shop under the moniker "PersonMakeObject".

Tools For Makers Who Like Nice Things

PersonMadeMallet: Elastomeric urethane resin bonds brass shavings with a stainless steel core and shaft to make a compact and dense mallet with just enough dampening to prevent damage to tool handles. Comfortably held by the shaft or nestled in your palm. Equally well suited to carving, chopping joinery, and other blunt object striking. Made with brass shavings from machining crafty knife hardware.

Crafty Knives: Replaceable blade knives for woodworking or whatever you might find to use them for. Like an xacto, but really freaking nice. Groenke has made over 800 of these things since 2020 and somehow he's still challenged and entertained by making them.

Pointy Tools: Awls and needle holder for layout, marking, small part handling, sliver removal, super glue nozzle cleaning, and whathaveyou.

6in1 Screwdriver: Like any other 6in1 screwdriver, but much more expensive! Because makers deserve tools as nice as what they make with them.

Technical Details:

Materials: Bolivian Rosewood, Brass and Urethane Resin

Finish: Odie's Oil and paste wax

Dimensions: Varies by piece.

Price: \$49 - \$129



No. 2629

Talen Rabe
724 E 9th St
Winona, MN 55987
(507) 272-9036
talen.rabe1@gmail.com

I grew up romping barefoot through the forests of SE MN. I have always held a deep reverence for trees, the environment they provide, and the materials they supply. I feel blessed to live in an area so abundant in quality hardwoods. I prefer to work with local woods, and natural finishes, and enjoy bringing my own touch to traditional techniques. As an artist always striving to collect new skills, I find wood to bring endless joy, curiosity, and challenge.

Red Rocking Chair

This chair began as a fallen oak in a valley near my home. The owner sawed it into slabs, and I did the rest. After discovering a means of inlaying brass rod, and having recently been studying 18th century American furniture, I felt it might be fun to figure out how to inlay a rod over the multidimensional curve of a cabriole leg. Wanting a rocking chair for my own enjoyment, I set out designing something that would fill all of these whims in one. In the design process I discovered a means by which to restrict all the measurements in the chair to golden ratio proportions of one another while staying within standard human seating proportions. This is a chair of many firsts for me; my first chair, for one, my first multidimensional brass inlay, and first upholstery among others.



Technical Details:

Materials: Oak and brass

Finish: Tung oil and pigment

Dimensions: 24" (w) x 36" (h) x 24" (d)

Price: Not For Sale

No. 2630

Douglas Carlson
857 Clayland St
St Paul, MN 55104
(651) 335-777
carlson.douglas.w@gmail.com

I fell in love with woodworking about 25 years ago. In the time since, I've made many mistakes and a few pieces of furniture. My shop is my favorite place to be!

Shaker Bedside Table

The shaker style is a good fit for my skill level. Nothing is too difficult, but it allows for clean lines, a classic look and different types of joinery.



Technical Details:

Materials: Cherry and soft maple

Finish: BLO, shellac and wax

Dimensions: 18" (w) x 24" (h) x 18" (d)

Price: Not For Sale

No. 2631

R

Richard Tendick
17760 Jaguar Path
Lakeville, MN 55044-9674
rctendick@yahoo.com
(952) 435-6011

I started woodworking in my father's shop and took woodworking in high school. After high school I joined the Air Force and worked in Explosive Ordnance Disposal. After 5-1/2 years, I got out and went to college. I graduated with a degree in Industrial Education. I taught woodworking and drafting for two years and then went on to become an engineer for a paper converting company. After 27 years, I retired and went to work as an editor for American Woodworker magazine. After the magazine was bought out and closed, I started a company selling the quilt hangers I designed and made.

Misty Mountain Burl Bowl

I bought the burl from a woman who was closing out her shop. The burl had been sitting on her shelf for 20 years or more. I let it sit in my shop for a few years until I had the idea to create a bowl that would display the beauty of the burl on both sides. The mist on the "mountains" was created by first pouring a thin layer of polyurethane on the burl and putting it under 60 pounds of pressure in a pressure pot. The air in the dried burl was squeezed out and crushed into the appearance of a mist flowing around the mountains. A second pour of polyurethane created the height needed to create the bowl. Turning the polyurethane produced long ribbons of white that draped over the lathe and myself. By the time I finished turning, I had the white ribbons well over my ankles and filled my trash can twice.



Technical Details:

Materials: Maple burl and polyurethane

Finish: Waterlox

Dimensions: 9" (w) x 4.5" (h) x 9" (d)

Price: Please Inquire

No. 2632


R

Richard Wiener
2601 Kenzie Ter
St Anthony, MN 55518
randwiener@gmail.com
(715) 902-1923

I first became interested in woodworking while growing up on a farm. My uncle, who had a sawmill on his farm and a hobby woodshop, first exposed me to many different kinds of wood and how to create something artistic out of wood. Later, I joined the Air Force stationed in Japan, after discharge I flew as a commercial pilot, and then later became an X-ray technologist. Throughout it all, I was always interested in different forms of art. One day I discovered Fine Woodworking Magazine and that was it! Over the decades, I have designed and built many things for friends and family - one piece, a Japanese-inspired armoire, was mentioned in Fine Woodworking Magazine 2019 (which brought me great satisfaction). At the age of 85, I still find woodworking gives me focus, serenity, and contentment.

Chinese Inspired Altar

Inspiration for this piece began a year ago while reading an article by Andrew Hunter describing how 3-way miter joints were created in 250 BC Chinese furniture. I was fascinated how they hand made these joints that held without glue, to allow for repairs, so long ago. After experimenting on and off for over a year, I finally accomplished it myself by hand. And after spending all that time researching Chinese furniture design, I decided to design and create this piece which is based on other Chinese alter tables. This original design has spacers between the case and the top and bottom, making the top seem to float. Wood was harvested from a neighbor's walnut tree, which was air dried for 3 years. I used mostly hand tools where I could. I experienced the entire process from harvest and curing to cutting and jointing.



Technical Details:

Materials: Walnut

Finish: Wipe-on poly

Dimensions: 16" (w) x 25" (h) x 47" (d)

Price: Please Inquire

No. 2633

A

l Thunberg
70 66th Way NE
Fridley, MN 55052
(612) 447-4853
al7066thunberg@gmail.com

I have enjoyed woodworking since taking a wood shop class in 7th grade, we made a small stool that I still have. I continued to make various items throughout my adult life, everything from small keepsake boxes to a 14' cedar strip solo canoe. As I approached retirement was deciding what to do with all the new free time, I decided to build a shop in the back yard that I could use as a wood shop in the winter and easy access storage in the summer. Ya gotta love it when a plan comes together!

Speakeasy Table

My son and daughter-in-law are converting their underground storm shelter into a "Speakeasy". They inherited three mid-century modern chairs from his grandparents and requested a triangular shaped table to place in the center of the three chairs. I chose to make it out of walnut for its rich color and appealing grain patterns.



Technical Details:

Materials: Walnut

Finish: Rubio Monocoat Pure with Rubio Sheen Plus

Dimensions: 24" (w) x 20" (h) x 24" (d)

Price: Not For Sale

No. 2634

Tom Caspar
3420 20th Ave S
Minneapolis, MN 55407
(612) 518-0434
tcaspar1910@gmail.com

I've had a long career as a professional woodworker, starting as an apprentice in the 1970s at one of the last old-time shops in Minneapolis. I currently teach fine woodworking at my home studio.

Shaker Stand

'Tis the gift to be simple
'Tis the gift to be free
'Tis the gift to come down where we are to be...
To turn, turn will be our delight
'Till by turning, turning we come round right.

-Old Shaker song

This stand is a copy of an inspired piece of Shaker furniture. The original stand was probably made in the 1820s but its simple design is timeless. Its yellow color is pure Shaker, too. While they believed that "beauty rests in utility" and forbade the use of carvings and moldings, the Shakers often painted their furniture in bright, transparent colors. The outline of the stand's legs are true ellipses. While most plans for the stand show the legs drawn on a grid, I used the same method to lay them out that the original designer must have used: three nails and a length of string. The legs are attached to the post with sliding dovetails. Made by hand, this must have been a job for only a master craftsman. I'm pretty good with hand tools, but to make truly tight joints, I used a router.

Technical Details:

Materials: Maple

Finish: Yellow ochre oil paint and varnish

Dimensions: 16" (w) x 25" (h) x 16" (d)

Price: Not For Sale



No. 2635

Nicholas McNeely
4465 Rosebriar Ave
Vadnais Heights, MN 55127
(651) 261-3808
nicholas.mcneely@outlook.com

As a stay-at-home dad with two school-aged boys, I enjoy woodworking in my small basement shop whenever life and circumstances allow. A fan of the New Yankee Workshop since I was a teenager, I have been woodworking since shortly after we bought our house 15 years ago. The kids are finally old enough that I have sufficient time and energy to move past shop furniture and plywood bookcases into more ambitious work.

Ellipsis

For my second Northern Woods entry, I designed this project around pushing myself to attempt several new techniques. Although I had experience with vacuum bag veneering, this was my first time attempting curved doors with bending plywood. Additionally, this was my first time installing knife hinges, working with more volatile veneer, or sculpting curved drawers. I am excited to learn from my mistakes on this piece, and ready to move on to the next piece!



Technical Details:

Materials: White oak and Walnut

Finish: Rubio Monocoat

Dimensions: 33" (w) x 10" (h) x 10" (d)

Price: Not For Sale

No. 2636

Jake Brown
5616 Elliot Ave S
Minneapolis, MN 55417
(540) 525-5169
jake@playpusbuilds.com


Jake Brown of Platypus Builds is a Minneapolis based award winning designer and craftsman, celebrating his thirteenth-year woodworking. He is a graduate of the Vermont Woodworking School's Fine Woodworking Immersion program. He is a member of the Minnesota fine furniture maker collective, Art of the Grain, and has shown his work in various galleries and art fairs around the state.

Metro Scourge

Life, Liberty, and the Pursuit of Happiness—three things stolen from Minnesota since the occupation by ICE. Our community will never forget the abject horror watching neighbors disappear to prison camps, while residents were beaten and murdered in our streets.

I was raised in a deeply religious and patriotic home. I studied the Bible fervently. I have been left wondering, if we are One Nation Under God, then what god? For it's surely not Jesus Christ, who preached loving thy neighbor as thyself. With such lofty aspirations our country was founded on, I long for liberty and justice for all.

I began designing this sculpture the day Alex Pretti was murdered. I moved to Minneapolis in 2018, and I have been amazed at the ferocious love and compassion that has united neighbors to withstand such hate. I needed to honor the immigrant neighbors targeted, and Pretti and Good who were murdered.



Technical Details:

Materials: Maple, acrylic paint and dye.

Finish: Water based general finishes and livos.

Dimensions: 9" (w) x 16" (h) x 10" (d)

Price: Please Inquire

No. 2637

R

yan Hardy
18105 30th Ave N
Plymouth, MN 55447
(763) 412-6747
hello@ryanhardystudio.com

I've been working in architectural millwork and cabinetry for about 10 years and enjoy getting a chance to get a break and do some of my own woodworking in my small basement shop. It's always great to have some time to come up with my own designs after spending the work day figuring out how to make an architect's design come to fruition. When not woodworking, most of my free time is with my wife and two school aged kids. Some of my other hobbies include teaching ski lessons in the winter, and coaching softball in the summer.

Prairie School Inspired Lamp

This lamp was inspired by the Frank Lloyd Wright Taliesin lamp. I enjoyed his lamp so much that I decided I wanted to take that design and build one in my own style that compliments some of my other furniture designs. I particularly enjoy the cast light and cast shadows it creates when it's placed the proper distance from a wall, as it is in the photo.



Technical Details:

Materials: Ash, Lacewood, Red Oak, Wenge and Maple

Finish: Lacquer

Dimensions: 14" (w) x 24" (h) x 14" (d)

Price: Please Inquire.

No. 2638

Grant Pedersen
6518 31st Ave N
Crystal, MN 55427
grant.e.pedersen@gmail.com
(763) 213-7554

I am a self taught wood worker, using Youtube University and trial and error to learn the craft. My interest came when my wife asked me to make an easel for her classroom and a produce stand for our kitchen. I didn't have much for tools but managed. Over time, I collected more tools and learned more techniques. I found that the craft allowed me to work with my hands in give me a creative outlet that I really have come to enjoy. Over the last couple years I have done a few commissions for friends.

Wall Hanging Liquor Cabinet

This wall hanging liquor cabinet is made with birch and walnut. The case work was done using inlaid dovetails. The interior joined together with dominos. I tried to put a lot of thought in to grain selection as I made the piece, trying to keep some balance through the piece. The chatoyance of the case, in the right light, really makes this piece shine.



Technical Details:

Materials: Birch, walnut and brass hardware.

Finish: General Finishes Arm-R-Seal in Satin

Dimensions: 517" (w) x 32" (h) x 8" (d)

Price: Please Inquire

No. 2639

Mike Johnson
18370 Trott Brook Pkwy
Elk River, MN 55330
(612) 803-8077
mike_missy2002@yahoo.com

I'm a self-taught woodworker from Elk River, Minnesota, with roots that go back to childhood afternoons spent building tree forts and bike ramps. High school shop class sparked my interest in furniture making, and years of home projects kept me connected to the craft. In 2020, I turned my attention to fine furniture, and it quickly became my passion. My work aims to marry design and craftsmanship, using both hand tools and machines to let each piece take shape in the way it wants to.

Shop Stool

I purchased some Mahogany from a fellow guild member and he threw in the end cut from a large board that was about 20" wide and 2" thick that he said he had no use for. It was one of the dirtiest nastiest boards I had ever seen, but since it was free I gladly accepted it. I wasn't sure what to do with it so it sat in the shop for quite a while, but after I built a proper work bench I decided it would be perfect for the seat of a shop stool. The board had the typical checks and cracks that end cuts have and I thought cutting the piece to final length eliminated them, but while dry fitting the legs to the mortises cut into the seat, a misjudged blow from my mallet to disassemble it split the seat completely in two. Fortunately I was able to glue it back together, but a very noticeable crack at the glue line remained on the top of the seat and every attempt I made to hide it was unsuccessful so I decided to add the bow tie inlays to add some visual interest to "celebrate" the defect and also add some structural strength to the crack. The legs are made of Maple that was left over from my workbench build and I decided to go with three instead of four because shop floors have a tendency to being uneven and a three legged stool is always stable and never rocks.



Technical Details:

Materials: Mahogany and Maple

Finish: Boiled Linseed Oil

Dimensions: 18" (w) x 25" (h) x 11" (d)

Price: Not For Sale

No. 2640

Katja Linfield
1445 W 35th St
Minneapolis, MN 55408
(763) 226-1003
klcello5602@gmail.com

I retired last year and had always loved wood. I started with simple benches and then fell in love with epoxy combined with live edge wood. This was the first foray into using colors and it was really fun!

Annie's Table

I am recently retired and my wife wanted a unique art table for her studio where she could do her watercolor work. She asked for primary colors for the fissures and I took it from there.



Technical Details:

Materials: Elm burl with epoxy

Finish: Rubio Monocoat satin plus N3 Nano

Dimensions: 41" (w) x 30" (h) x 32" (d)

Price: Not For Sale

No. 2641

Paul Ehrlich
Street
Afton, MN 55001
(651) 204-0105
paul@ehrllich.com

I am a self taught amateur woodworker. Most of my pieces are for our home and family. I enjoy both the process of design and fabrication. As part of the Guild I have been trying to push to try out new methods and techniques.

Cherry Credenza

This piece is designed as a place to listen to vinyl records. It includes a hidden compartment for a subwoofer as well as shelves for a receiver and records. The design is inspired by mid-century modern with a waterfall frame (top and sides), front bevel, and tambour doors. The doors are CNC carved with silhouettes of branches with cherry blossoms. The finish utilizes a sealer (shellac) and glaze to highlight the cherry with the final coats of poly for durability.



Technical Details:

Materials: Cherry hardwood and plywood.

Finish: Shellac seal with an oil paint glaze. Final coats are a wipe on poly

Dimensions: 66" (w) x 34" (h) x 20" (d)

Price: Not For Sale

No. 2642

Connor Kneer
815 108th Lane Northwest
Minneapolis, MN 55448
(763) 203-3613
gonnor24@gmail.com

My name is Connor Kneer Im a Sophomore at Coon Rapids High School. I got into Woodworking originally because I found it cool and interesting, but when I took classes and got into it more, I fell in love and decided to pursue it more and make it a career outside of school. I am currently in the act of building my resume and building my skills. I am doing this by entering competitions such as SkillsUSA for Cabinetmaking.

NWB End Table

This End Table is Built with pocket hole joinery, glued up legs and panels, has one drawer that's been rabbet & dadoed together, and made in "Cabinetry 2" at Coon Rapids High School. The plans were inspired by the National Woods Board Curriculum.



Technical Details:

Materials: Cherry wood

Finish: Polyurethane

Dimensions: 15" (w) x 24" (h) x 21" (d)

Price: Not For Sale

No. 2643

A

Andrew Lessard
2409 South Hites Drive
Coon Rapids, MN 55433
(612) 322-4140
lessardclan1@gmail.com

My name is Andrew Lessard I'm a senior at Coon Rapids high school. This has been my 2nd competition. I have taken part with the other skills usa which I took 2nd. I have been taking five Woodworking classes with all of them being taught by Mr. Miller. I have also been fortunate to have Kerk Sabatke come in for four of them. Both of these people have taught me all that I know about Woodworking.

Jewelry Box

I have made the Wood Magazine's jewelry box. It has a mix of both cherry and walnut. When I was creating it I got to work a lot on my fine woodworking. It has a flip top head and 2 drawers.



Technical Details:

Materials: Cherry and walnut

Finish: Matte clear coat

Dimensions: 9.5" (w) x 7" (h) x 12.75" (d)

Price: Not For Sale

No. 2644

R

rutager West
1602 Hazel St N
St . Paul, MN 55119
(651) 774-6794
rutagerwest1@gmail.com

I was first introduced to woodworking in Jr high and took a class in summer school and one in HS after that I didn't do any woodworking until I was a young adult and had access to a shop at my job at a couple schools; eventually I started buying (too many!) tools to outfit my basement shop in Saint Paul.

Curved Front Entry Valet

I like to try a new woodworking skill or technique each year at the Northern Woods and this year I did bent wood laminations to create the curved front of my piece. I had been putting my glasses and the contents of my pockets on a stool just inside my front door and while it worked, it was less than elegant, so I designed this small wall hung shelf to put my things on.



Technical Details:

Materials: Cherry, birds eye maple and ebony

Finish: Shellac and varnish

Dimensions: 23'' (w) x 4'' (h) x 7'' (d)

Price: \$1,750

No. 2645

Mark Ouska
12405 Ravenwood Rd N
Plymouth, MN 55441
(612) 325-3383
Mark@ThoughtMagic.com

I worked in a couple cabinet shops as a younger man and have always kept a shop. In retirement I expanded my shop and combined it with art making.

Oligarch

This art piece is made out of canary wood, tennis balls, and copper rod. It starts with a finger joint box filled with new tennis balls of various sizes and a hand carved English Cocker Spaniel sitting on one corner. There is an old tennis ball in a turned ball cup suspended from a curved copper rod. The dog only has eyes for the old ball not in his collection, ignoring the tennis ball wealth piled in front of him.



Technical Details:

Materials: Canary wood, tennis balls and copper rod.

Finish: Oil under shellac.

Dimensions: 12" (w) x 15" (h) x 12" (d)


Price: \$600



THANK YOU FOR YOUR CONTINUED SUPPORT

For over 25 years, Woodcraft has proudly served the local community of hobbyists, artisan woodworkers, and tradespeople.

Here's to the next 25 years!




WOODCRAFT®

Locally Owned and Operated
9125 Lyndale Ave. S. | Bloomington, MN 55420
952.884.5634 | woodcraft1506.com



Family-run since 1954, Rockler is your go-to resource for high-quality, innovative woodworking supplies, expert advice and education.

How-To Classes & In-Store Demos



Quality Lumber



THREE TWIN CITIES LOCATIONS

Visit One Today!

BURNSVILLE:

2020 W. Cty Rd. 42
(952) 892-7999

MAPLEWOOD:

1872 Beam Ave. • (651) 773-5285

MINNETONKA:

12995 Ridgedale Dr. • (952) 542-0111

or **SHOP ONLINE** at Rockler.com



FineWoodworking UNLIMITED

Here to Inspire, Guide, and Support
Your Woodworking Journey

- 500+ video workshop episodes •
- Online digital libraries •
- 1-year print subscription •
- And so much more! •

FineWoodworking.com/Unlimited





OUR BRANDS



Every day, woodworkers, professional contractors and do-it-yourselfers reach for the brand they trust most... Titebond.

Our brand promise of unsurpassed product quality and technical expertise makes Titebond a preferred global choice.



OUR PRODUCTS



**Creative, unique,
and exceptional.
Just like you.**



NE Minneapolis • Since 1933

2536 Marshall St NE • 612-781-3333
Siweklumber.com • Hours: M-F 7am-5pm, Sat. 8am-4pm

Sponsors

Fine Woodworking Magazine

Siwek Lumber and Millwork

Mark Laub Studios

TSO Products

Forest Products Supply, Inc.

Iverson Hardwoods

Service Grinding and Sharpening

Hirshfield's

RK Design and Supply

Siwek Jordan

Industrial Lumber and Plywood

ACME Tools - Plymouth

Rockler Woodworking and Hardware

Woodcraft of Minneapolis

Sponsors

Lee Valley Tools

Kreg Tools

Mark Powell

Stu Fox

Franklin International

Lie-Nielsen Toolworks

Mike Siemsen's

School of Woodworking

210 Gallery and Art Center

JB Creative

Hancock Tool

Wood From The Hood

Tom Caspar Woodworking



Live Edge Slabs



Reclaiming Wood From Your Neighborhood

Lumber Store
& Showroom



Ash & Oak Cookies



Drop - By the LB



Dimensional Lumber



Live Edge Lumber

2616 Minnehaha Ave
Minneapolis, MN
55406

woodfromthehood.com

Wed - Fri : 10-6
Saturday: 10-4



Furniture



Mineral Oil & Epoxy



Hirshfield's

131 Years of Expert Advice. Since 1894.

Proudly supplying Minnesota's best woodworkers with the finest coatings, finishes, tools, supplies and expert advice from the very best people and brands available in town.



FESTOOL



Hirshfield's is a proud sponsor of the Minnesota Woodworkers Guild



Proudly celebrating 131 years Family Owned



The tradition of taking care of customers with good service and the best quality products available has carried forward for one hundred twenty-seven years and four generations of Hirshfield's. With a loan of \$100, Frank and his wife Elizabeth opened in 1894 the first Hirshfield's store in Minneapolis. And today, with over 30 stores, we believe the work ethic of Frank and Elizabeth is what keeps bringing customers back to Hirshfield's. We strive to create innovative products of the highest quality and value through our paint manufacturing efforts, and to remain the premier vendor for innovative tools and products from our industry partners. And there's one more thing, we are proud to be a family owned business.

Find your neighborhood location

Exhibitor's Index

A	
Anderson, Dale	10, 11, 12
B	
Brown, Jake	45
Bryan, Lonnie.....	13
C	
Carlsen, Spike	28
Carlson, Douglas	39
Caspar, Tom	43
D	
David, Tim	32
E	
Ehrlich, Paul	50
F	
Finne, Charles	25
Fox, Stuart	22, 23
G	
Groenke, Kevin	37
H	
Hardy, Ryan	46
Heal, Karl	35
Helgeson, Richard	30
Hennelly, Robert	36
J	
Jefferis, Mark	15
Johnson, Eric	31
Johnson, Mike	48
K	
Kneer, Connor	51
Knudson, Roger	20, 21
Kubalak, Tony	27
L	
Lane, David	29
Lessard, Andrew	52
Linfield, Katja	49
M	
McKenna, Stew	33
McNeely, Nicholas	44
Mohr, Timothy	16, 17
N	
Nelson, Daniel	34
Neu, Ed	26
O	
Ouska, Mark	54
P	
Pedersen, Grant	47
Peterson, Don	44
S	
Schmidt, Chris	18
T	
Talen, Rabe	38
Tendick, Richard	40
Thunberg, Al	42
W	
West, Rutager	53
Wiener, Richard	41
Winger, Phil	19
Wood, Susan	14